
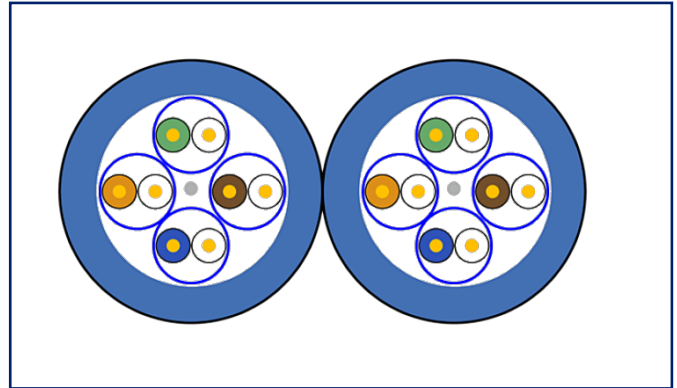


Data sheet**MC 550 AWG 23 Cat.6A U/FTP 2x4P LSHF-FR 500 m,
class D_{ca} s2 d2 a2**

Page 1/5

P/N
130842A6AUFD
EAN 4251394671376
2023/10/20
Version: D**Illustrations**

Principle diagram



See enlarged drawings at the end of document

Product specification

- 10 GBase-T installation cable, duplex
- unshielded installation cable Cat.6_A Class E_A, AWG 23
- 2 x 4 pairs
- outer diameter: 7.3 x 15.3 mm
- color of the cable jacket: blue
- coupling attenuation greater than or equal to 70 dB
- applicable standards: EN 50173, ISO 11801
- flame-retardant to: IEC 60332-1, EN 60332-1
- fire behaviour: Class D_{ca} s2,d2,a2



P | Cabling

Data sheet

Page 2/5

**MC 550 AWG 23 Cat.6A U/FTP 2x4P LSHF-FR 500 m,
class D_{ca} s2 d2 a2**

P/N
130842A6AUFD
EAN 4251394671376
2023/10/20
Version: D

Technical Data

General Data

Design	installation cable
Transmission technology	Copper
Cable Type	U/FTP
Number of twisting elements	2 x 4
Twisting element	Pair
Color	blue
Cable length (m)	500 m
Weight	91 kg/km

Connections/interfaces

Termination data, solid wire (min. - max.)	
Conductor cross section, solid wire	AWG 23
Core diameter (min. - max.)	
Core diameter (conductor with insulation)	1.4 mm
Core diameter (conductor with insulation)	0.055 in.
Cable sheath diameter (min. - max.)	
Cable sheath diameter	7.3 x 15.30 mm

Electrical characteristics

Loop resistance	max. 146.4 Ohm/km
Insulation resistance	min. 5000 MOhm
Transfer impedance 1 MHz	max. 30 mOhm/m
Transfer impedance 10 MHz	max. 30 mOhm/m
Transfer impedance 30 MHz	max. 50 mOhm/m
Transfer impedance 100 MHz	max. 100 mOhm/m
Resistance unbalance	max. 2 %
Coupling attenuation	min. 70 dB
Capacitance unbalance pair to ground	max. 1600 pF/km
Nominal velocity of propagation	ca. 78 %
Dielectric strength conductor-conductor (secondary)	1000 V DC
Dielectric strength conductor-shield	1000 V DC

P | Cabling

Data sheet

Page 3/5

**MC 550 AWG 23 Cat.6A U/FTP 2x4P LSHF-FR 500 m,
class D_{ca} s2 d2 a2**

P/N
130842A6AUFD
EAN 4251394671376
2023/10/20
Version: D

Technical Data

Mechanical data

Tensile force	196 N
Fire load	0.267 kWh/m
Fire load	962 MJ/km
Maximum operating bending radius	min. 30 mm
Maximum installation load	min. 60 mm

Materials and material properties

Material - Conductor	Cu (copper)
Material - Conductor Insulation	Polyethylene
Material - Cable jacket	LSHF-FR (LSOH-FR)
Material - Pair shield	Pet/aluminium foil and tinned drain wire AWG26
Flame retardancy	yes, according to IEC 60332-1 and EN 60332-1
Halogen free	yes, according to IEC 60754-1/2, EN 50267-1 and EN 50267-2-2/3
RoHS	compliant

Environmental conditions

Temperature (min. - max.)	
Temperature - Storage °C	0 °C - 50 °C
Temperature - Storage °F	32 °F - 122 °F
Temperature - Operating °C	-20 °C - 60 °C
Temperature - Operating °F	-4 °F - 140 °F
Temperature - Installation °C	0 °C - 50 °C
Temperature - Installation °F	32 °F - 122 °F

Standards/Regulations

Generic cabling systems	
General requirements	ISO/IEC 11801 DIN EN 50173-1
Common test methods for cables under fire conditions	
Fire behaviour - class (EN 50399)	Class D _{ca} s2 d2 a2 according to EN 13501-6
Test for vertical flame propagation for a single insulated wire or cable	yes, according to EN 60332-1 and IEC 60332-1
Measurement of smoke density of cables burning	yes, according to EN 61034-2 and IEC 61034-2

P | Cabling

Data sheet

Page 4/5

**MC 550 AWG 23 Cat.6A U/FTP 2x4P LSHF-FR 500 m,
class D_{ca} s2 d2 a2**

P/N

130842A6AUFD

EAN 4251394671376

2023/10/20

Version: D

Technical Data

Classifications

ETIM 7.0	EC003249
ETIM 8.0	EC003249
ETIM 9.0	EC003249

Packing details

Type of packaging	500 meter / drum
-------------------	------------------



P | Cabling

Data sheet

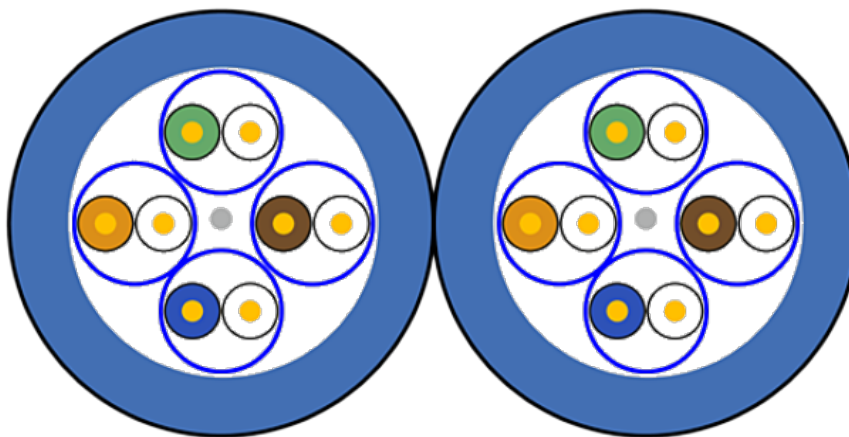
**MC 550 AWG 23 Cat.6A U/FTP 2x4P LSHF-FR 500 m,
class D_{ca} s2 d2 a2**

Page 5/5

P/N
130842A6AUFD
EAN 4251394671376
2023/10/20
Version: D

Illustrations

Principle diagram



© 2023 METZ CONNECT - Technische Änderungen vorbehalten! Subject to modifications! Sous réserve de modifications techniques!

