

## Data sheet

### OpDAT Wall-mounted distributor S 6xLC-D OS2 splice

Page 1/5

P/N

1503297406-E

EAN 425139466631

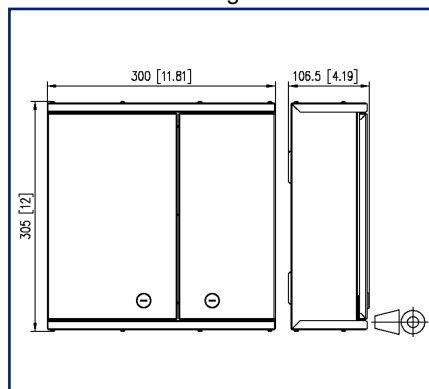
2023/06/29

Version: C

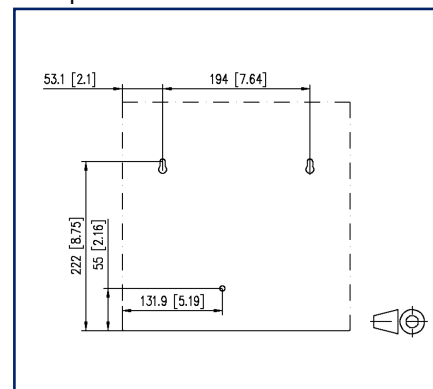
## Illustrations



Dimensional drawing



Drill pattern



See enlarged drawings at the end of document

## Product specification

- distributor for universal use in floor cabling or as a building distribution point in the equipment room
- equipped with LC-D-adapters and pigtails
- pigtails inserted and stripped in standard splice tray with crimp splice holders
- unused openings are closed by blind plugs
- wall-mount housing with two lockable swing doors, two different locks to separate network and building cabling
- easy, space saving wall mounting
- easy access possibilities and a secure routing of the pigtails
- four cable infeeds (scope of supply): 2x for M20/PG16, 2x for patch cords
- variants: size S: 305x300x107 mm or size M: 405x400x107 mm



# P | Cabling

## Data sheet

Page 2/5

## OpDAT Wall-mounted distributor S 6xLC-D OS2 splice

P/N

1503297406-E

EAN 4251394666631

2023/06/29

Version: C

### Technical Data

#### General Data

Fields of application	structured building cabling office areas data center
Mechanical measurement according to MICE	M1
Ingress measurement according to MICE	I1
Climatic measurement according to MICE	C1
Electromagnetic measurement according to MICE	E3
Design	Wall-mounted distributor
Mounting style	AP
Transmission technology	Fiber optic
Port numbering	yes
Color	blue
Dimensions	
Dimension (L x W x H)	106.5 mm x 300 mm x 305 mm
Dimension (L x W x H)	4.193 in. x 11.811 in. x 12.008 in.
Cable Type	pigtail(s)
Fiber class	OS2
Mode type of the fiber	Singlemode
Shape	UPC (Ultra Physical Contact)
Fiber construction	9/125 µm
Labeling option	printed numbers

#### Connections/interfaces

Connector technology interface 1	LC-D Couplers
Connector technology interface 2	LC-D Couplers
Number of ports interface 1	24
Number of ports interface 2	24
Number of equipped ports interface 1	6
Number of ports interface 2 equipped	6
Cable access/outlet	from top or bottom



# P | Cabling

## Data sheet

Page 3/5

## OpDAT Wall-mounted distributor S 6xLC-D OS2 splice

P/N

1503297406-E

EAN 4251394666631

2023/06/29

Version: C

### Technical Data

#### Mechanical data

Cut-out	SC, LC-D, E2000
Connector type	duplex

#### Materials and material properties

Material - Housing	sheet steel
Material - Housing finish	powder-coated
Material - Front cover	sheet steel
Material - Front cover finish	powder-coated
Material - Sleeve	ceramic, slotted
Material - Coupler housing	Plastics
Halogen free	yes
RoHS	compliant

#### Standards/Regulations

FO connector interfaces	IEC 61754-20
Optical fibers: Indoor optical cables	
Sectional specification for class B single-mode fibres	ISO/IEC 60793-2-50 type B.1.3 & B6_a
Optical fibers - Interconnecting devices and passive components - basic test and measuring methods	
Fibre optic interconnecting devices and passive components - Visual inspection of plug end face	IEC 61300-3-35
Standard colours for insulation for low-frequency cables & wires	IEC 60304
ITU-T standard	ITU-T G.657.A1 compatible with ITU-T G.652.D

#### Classifications

ETIM 7.0	EC001130
ETIM 8.0	EC001130
ETIM 9.0	EC001130

#### Packing details

Type of packaging	1 pc(s) / box
-------------------	---------------



# P | Cabling

Data sheet

Page 4/5

## OpDAT Wall-mounted distributor S 6xLC-D OS2 splice

P/N

1503297406-E

EAN 425139466631

2023/06/29

Version: C

### Accessories

P/N	Designation
15032Z001-E	Cable infeed for 2xM20 for OpDAT Wall-mounted distributor S
15032Z003-E	Cable infeed for 1xM25 for OpDAT Wall-mounted distributor S
15032Z004-E	Cable infeed for two mounting plates VIK for OpDAT Wall-mounted distributor
15032Z005-E	Cable infeed for patch cords for OpDAT Wall-mounted distributor S
15032Z006-E	Cable infeed for single cable for OpDAT Wall-mounted distributor S
15032Z089-E	OpDAT WV rotary bolt
15090200-E	OpDAT cover for splice tray

# P | Cabling

Data sheet

Page 5/5

## OpDAT Wall-mounted distributor S 6xLC-D OS2 splice

P/N

1503297406-E

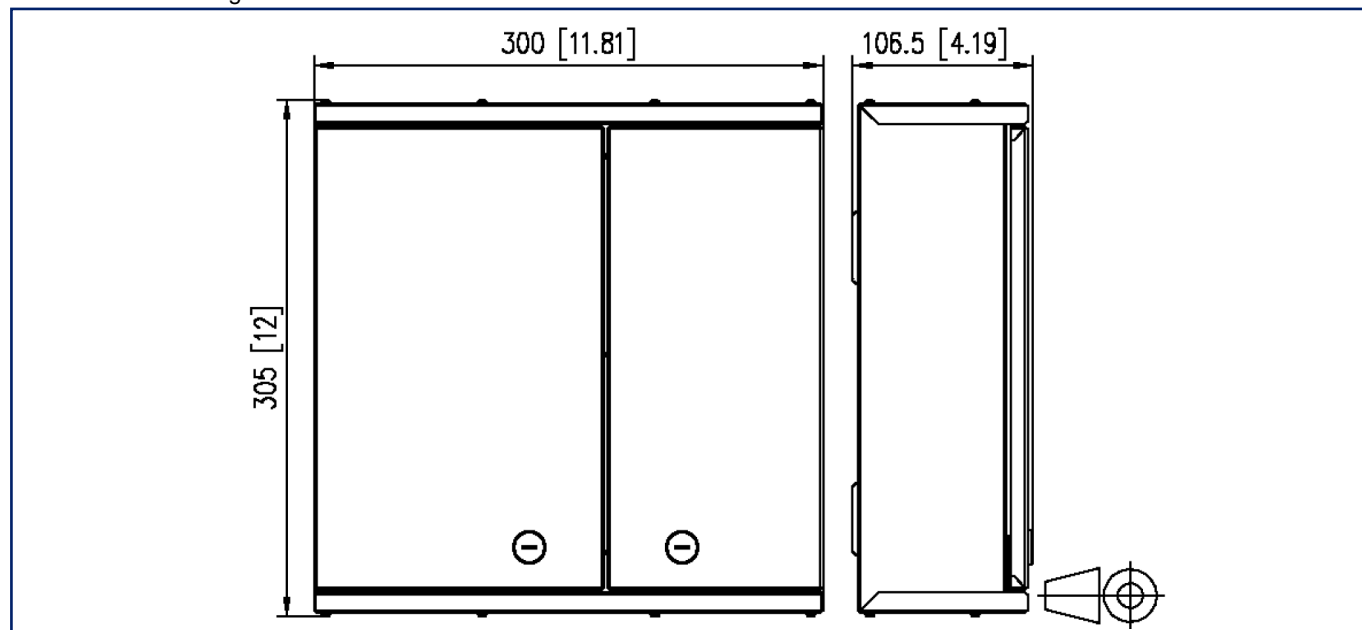
EAN 4251394666631

2023/06/29

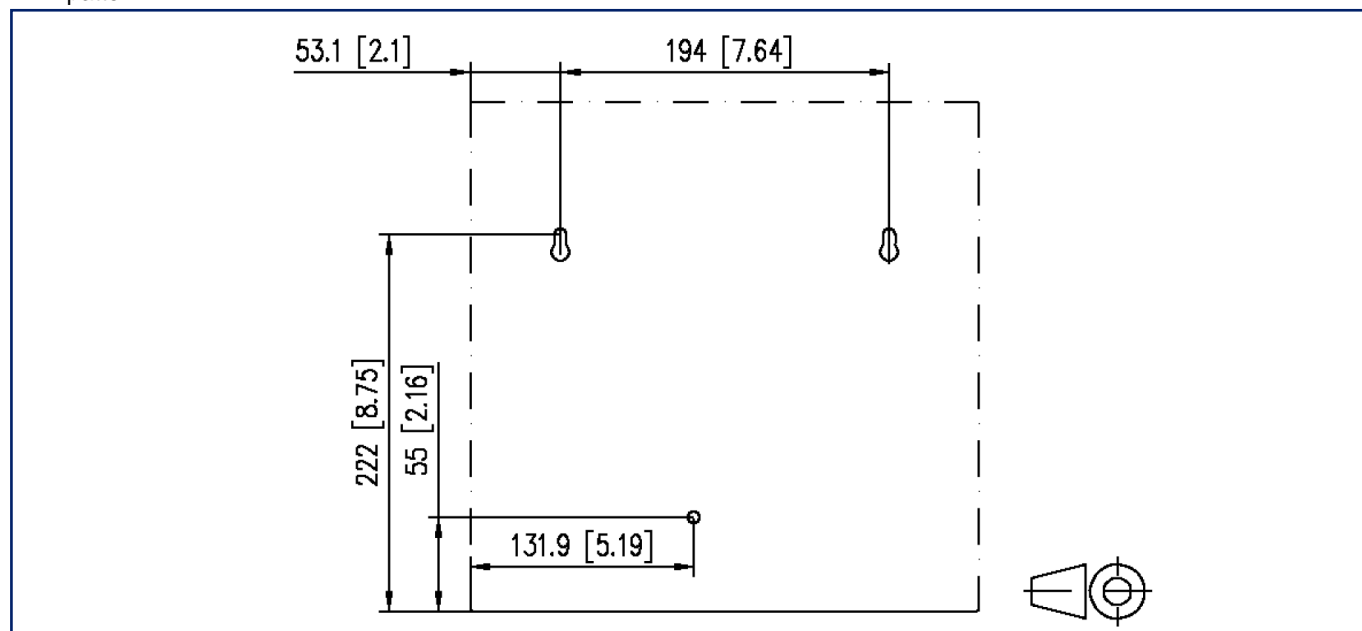
Version: C

### Illustrations

Dimensional drawing



Drill pattern



METZ CONNECT GmbH | Im Tal 2 | 78176 Blumberg | Germany

Phone +49 7702 533-0 | Fax +49 7702 533-433

Weitere Dokumentation siehe / additional documentation see /  
documentation supplémentaire voir [www.metz-connect.com](http://www.metz-connect.com)