

P | Cabling

Data sheet

**M12 Sensor/actuator cable, A-coded, 10.0 m,
M12 plug straight - M12 plug straight,
unshielded, 4-pole, PUR**

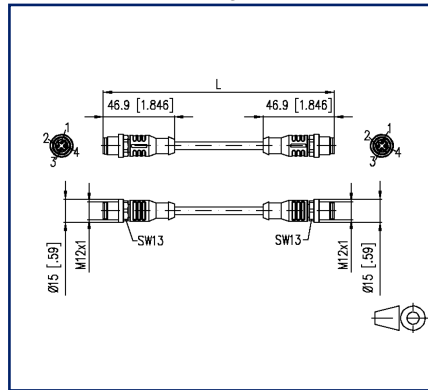
Page 1/6

P/N
142MCA11100
EAN 4251394647517
2023/05/16
Version: F

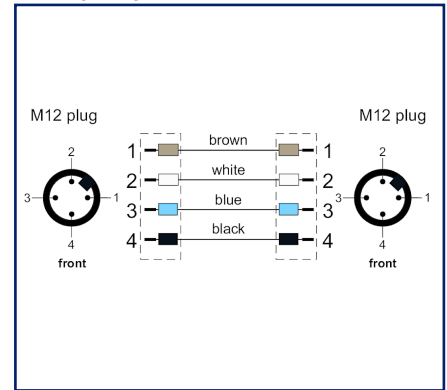
Illustrations



Dimensional drawing



Wiring diagram



See enlarged drawings at the end of document

Product specification

Flexible, silicone- and halogen-free control cable with high mechanical strength. The cable is resistant to chemicals, hydrolysis and microbes. The drag-chain application is possible at a bending radius of minimum 10xd. Due to its weld-field immunity, the cable is very well suited for the flexible application in robotics, machine tools and metal-cutting production. The cables meet the UL and CSA (UL10493/20549; cULus) requirements. Special features: flame retardant, seawater resistant, recyclable, LABS free, RoHs compliant, acid and alkali resistant, ozone resistant, UV resistant, hydrolysis proof, drag chain resistant, torsion resistant, welding sparks resistant, halogen free, silicone free, oil resistant

- Standard variants: 1.0 m, 2.0 m, 5.0 m, 10.0 m.
- Other cable lengths on request.



P | Cabling

Data sheet

Page 2/6

**M12 Sensor/actuator cable, A-coded, 10.0 m,
M12 plug straight - M12 plug straight,
unshielded, 4-pole, PUR**

P/N
142MCA11100
EAN 4251394647517
2023/05/16
Version: F

Technical Data

General Data

Fields of application	Industrial Ethernet
Design	Sensor/actuator connection line M12, A-coded
Shielding	unshielded
Transmission technology	Copper
Color coding fiber/ wire(s)	brown, white, blue, black
Color	black
Dimensions	
Dimension - Interface 1 (L x W x H)	46.9 mm x 15 mm x 15 mm
Dimension - Interface 1 (L x W x H)	1.846 in. x 0.591 in. x 0.591 in.
Dimension - Interface 2 (L x W x H)	46.9 mm x 15 mm x 15 mm
Dimension - Interface 2 (L x W x H)	1.846 in. x 0.591 in. x 0.591 in.
Cable length (m)	10 m
Cable length (ft)	32.81 ft
Labeling option	identification label carrier

Connections/interfaces

Connector technology interface 1	M12-plug
Connector technology interface 2	M12-plug
Coding interface 1	A-coded
Coding interface 2	A-coded
Number of positions/contacts interface 1	4
Number of positions/contacts interface 2	4
Termination data, stranded wire (min. - max.)	
Conductor cross section, stranded wire	AWG 22/42
Conductor cross section, stranded wire	0.34 mm ²
Stranded wire structure	42x0.10mm
Cable sheath diameter (min. - max.)	
Cable sheath diameter	4.7 mm
Cable sheath diameter	0.185 in.

P | Cabling

Data sheet

Page 3/6

**M12 Sensor/actuator cable, A-coded, 10.0 m,
M12 plug straight - M12 plug straight,
unshielded, 4-pole, PUR**

P/N
142MCA11100
EAN 4251394647517
2023/05/16
Version: F

Technical Data

Electrical characteristics

Current carrying capacity	4 A at 40 °C
Rated voltage	60 V DC
Insulation resistance	min. 100 MOhm

Mechanical data

Life - Number of mating cycles	min. 100
Torsion	+/-360°/m, >= 2 million cycles
Maximum operating bending radius	47 mm
Alternating bending radius	47 mm
acceleration	5 m/s ²

Materials and material properties

Material - Conductor	Cu (copper)
Material - Conductor Insulation	polypropylene
Material - Cable jacket	PUR
Material - Body interface 1	Plastics
Material - Body interface 2	Plastics
Material - Contact interface 1	CuSn (tin bronze)
Material - Contact interface 2	CuSn (tin bronze)
Material - Contact finish interface 1	Au (gold)
Material - Contact finish interface 2	Au (gold)
Material - Contact carriers interface 1	Plastics
Material - Contact carriers interface 2	Plastics
Material - Union nut interface 1	CuZnPb (brass)
Material - Union nut interface 2	CuZnPb (brass)
Material - Union nut finish interface 1	Ni (nickel)
Material - Union nut finish interface 2	Ni (nickel)
Flame retardancy	yes
Halogen free	yes
Oil resistance	yes
UV-resistance	yes
drag chain suitable	yes
torsional	yes
RoHS	compliant

P | Cabling

Data sheet

Page 4/6

**M12 Sensor/actuator cable, A-coded, 10.0 m,
M12 plug straight - M12 plug straight,
unshielded, 4-pole, PUR**

P/N
142MCA11100
EAN 4251394647517
2023/05/16
Version: F

Technical Data

Environmental conditions

Temperature (min. - max.)

Temperature - Operating °C	-50 °C - 90 °C
Temperature - Operating °F	-58 °F - 194 °F
Temperature - Installation °C	-30 °C - 90 °C
Temperature - Installation °F	-22 °F - 194 °F
Temperature - drag chain °C	-25 °C - 60 °C
Temperature - drag chain °F	-13 °F - 140 °F
Particulate ingress interface 1	IP6X when plugged in
Liquid ingress/immersion interface 1	IPX5, IPX7, IPX8 when plugged in
Particulate ingress interface 2	IP6X when plugged in
Liquid ingress/immersion interface 2	IPX5, IPX7, IPX8 when plugged in
Pollution degree interface 1	3
Pollution degree interface 2	3

Approvals

UL listed (file no.) Approval pending

Standards/Regulations

Connectors for electronic equipment

circular connector DIN EN 61076-2-101

Classifications

ETIM 5.0	EC001855
ETIM 6.0	EC001855
ETIM 7.0	EC001855
ETIM 8.0	EC001855
ETIM 9.0	EC001855

Packing details

Type of packaging 1 pc(s) / plastic bag

P | Cabling

Data sheet

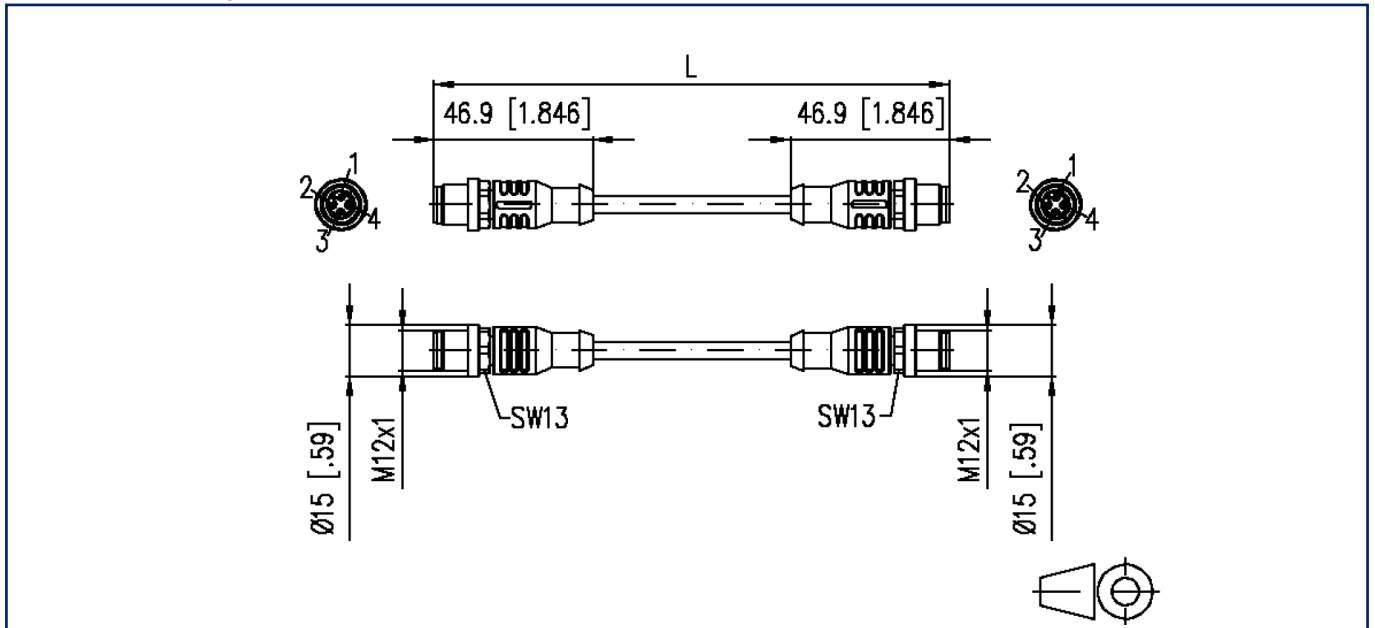
Page 5/6

**M12 Sensor/actuator cable, A-coded, 10.0 m,
M12 plug straight - M12 plug straight,
unshielded, 4-pole, PUR**

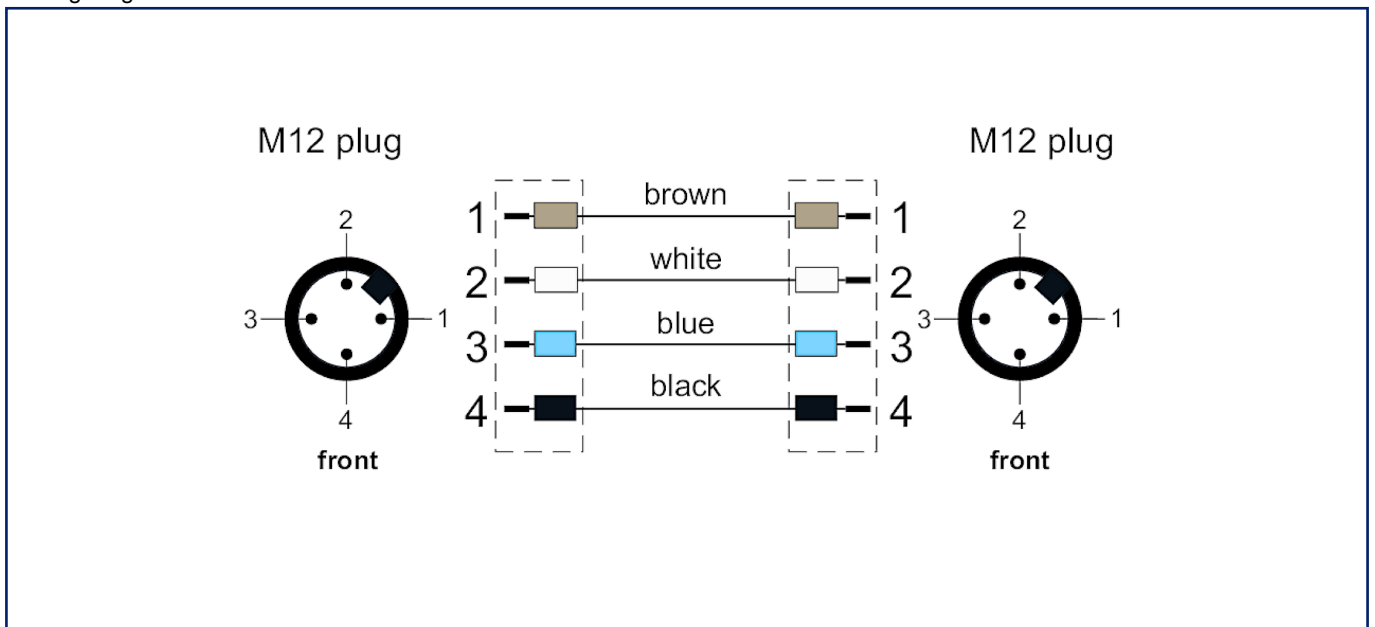
P/N
142MCA11100
EAN 4251394647517
2023/05/16
Version: F

Illustrations

Dimensional drawing



Wiring diagram



P | Cabling

Data sheet

**M12 Sensor/actuator cable, A-coded, 10.0 m,
M12 plug straight - M12 plug straight,
unshielded, 4-pole, PUR**

Page 6/6

P/N

142MCA11100

EAN 4251394647517

2023/05/16

Version: F

Illustrations

Principle diagram

