

Data sheet

PC board jack M12, A-coded, 5-pole, IP67,
in individual parts

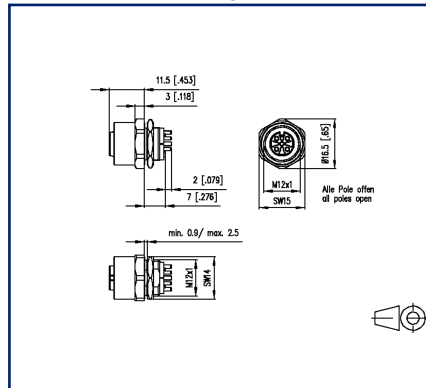
Page 1/4

P/N
MMT361A815-0001
EAN 4251394632315
2023/07/04
Version: I

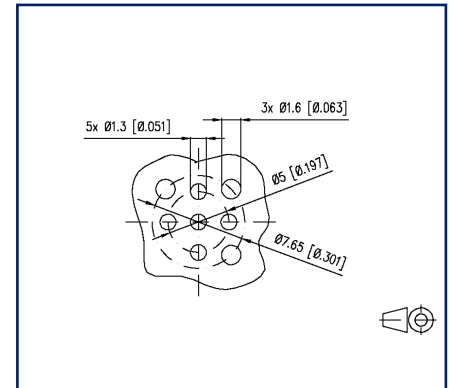
Illustrations



Dimensional drawing



Drill pattern



See enlarged drawings at the end of document

Product specification

- PC board jack M12
- Front wall mounting
- 5-pole, A-coded according to IEC 61076-2-101
- THR solderable
- Top entry
- Contact carriers black
- IP67 when plugged in
- in individual parts
- suitable for applications in the railway industry according to data sheet

Data sheet
PC board jack M12, A-coded, 5-pole, IP67,
in individual parts

Technical Data

General Data

Dimensions	
Dimension (D x H)	Ø 16.5 mm x 20.5 mm
Dimension (D x H)	0.65 in. x 0.807 in.
Ports	Single port
Solderability	Acc. to IPC/JEDEC J-STD-020E-MSL 1
Coding	A-coded

Electrical characteristics

Rated voltage	60 V
Current carrying capacity at 40 °C	4 A
Insulation resistance	min. 100 MOhm
Overvoltage category	II
Degree of pollution	2

Mechanical data

Material	
Material - Housing	CuZnPb
Material - Contact	CuZnPb
Contact surface	Ni + Au
Material - Insulating body	LCP UL94 V0
Color	black
RoHS	compliant
Life - Number of mating cycles	>= 100
Tightening torque - Plug	0,6 - 1 Nm
Tightening torque - Jack mounting	3 Nm +/- 0,5 Nm
Protection category	IP67 when plugged in

Climatic properties

Temperature - Operating °C	-40 °C - 85 °C
Temperature - Operating °F	-40 °F - 185 °F

Data sheet

Page 3/4

**PC board jack M12, A-coded, 5-pole, IP67,
in individual parts**

P/N
MMT361A815-0001
EAN 4251394632315
2023/07/04
Version: I

Technical Data**Approvals**

Approval mark UL pending

Packaging

Type of packaging 10 pc(s) / blister packaging

Standards/Regulations

Railway applications

Electronic equipment used on rolling stock following to DIN EN 50155

Fire protection on railway vehicles following to DIN EN 45545-2

Classifications

ETIM 7.0 EC002637

ETIM 8.0 EC002637

U | Contact

Data sheet

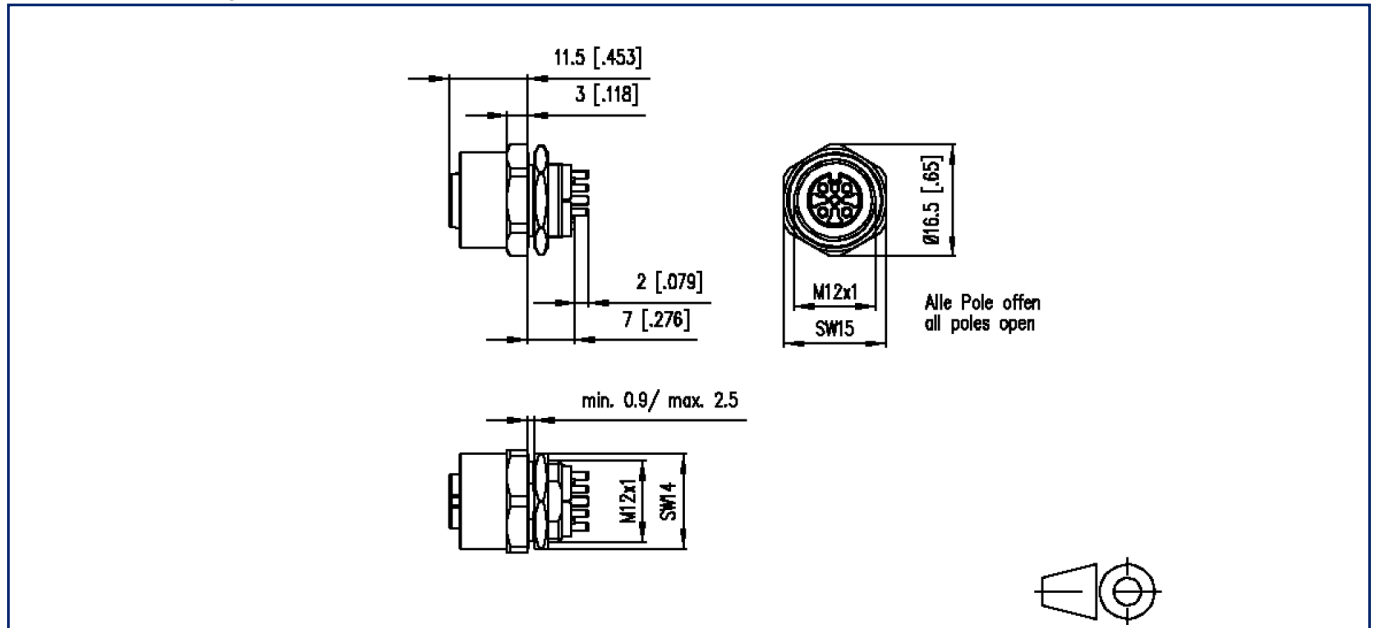
**PC board jack M12, A-coded, 5-pole, IP67,
in individual parts**

Page 4/4

P/N
MMT361A815-0001
EAN 4251394632315
2023/07/04
Version: I

Illustrations

Dimensional drawing



Drill pattern

