

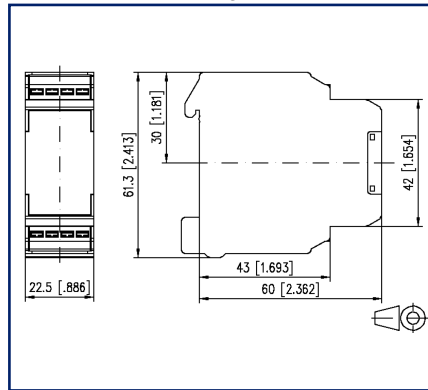
# Data sheet

## KRZ-F-E08 HR2 24 V AC/DC

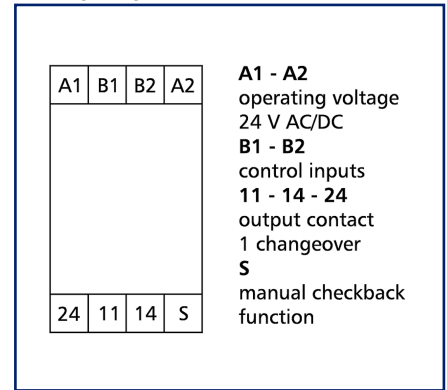
### Illustrations



Dimensional drawing



Wiring diagram



See enlarged drawings at the end of document

### Product specification

The coupling module is designed for two-level motor control.

- Connection with spring clamp terminal blocks (push-in)
- Interlocked relays
- Manual control level

### Technical Data

Supply	
Operating voltage	24 V AC/DC -10% ... +10%
Power consumption (max.)	30 mA
Current per terminal (max.)	4 mA
Response time typical	20 ms
Release time typical	20 ms
Time delay stage 2 to stage 1	< 60 ms
Manual control level	
Mechanical life	3x10 <sup>4</sup> switchings
Switching capacity (max.)	24 V AC/DC / 1 A
Test voltage	2000 V AC, 50 Hz, 1 min.
Outputs	
Contacts	1 changeover contact
Contact material	AgSnO <sub>2</sub>
Switching voltage (max.)	250 V AC
Switch-on current	6 A
Continuous Current	4 A
Switching frequency	1200 switching cycles/h
Breaking capacity (resistive load)	
Mechanical life	1x10 <sup>7</sup> switching cycles
Electrical life	1x10 <sup>5</sup> switching cycles
Indicator	red LED
Insulation coil - contact set	
Nominal voltage of the power supply system	230 / 400 V AC
Overvoltage category	III   II
Degree of pollution	2   2
Rated test voltage	4 kV   2.5 kV
Type of insulation	basic insulation   reinforced insulation

### Technical Data

Housing	
Dimensions	
Dimension (W x H x D)	22.5 mm x 61.3 mm x 60 mm
Dimension (W x H x D)	0.886 in. x 2.413 in. x 2.362 in.
Weight	70 g
Mounting style	Standard rail TH35
Mounting position	any
Apposition	without distance
Connection type	Spring clamp terminal blocks
Terminal blocks	
Wire cross section solid	0.2 mm <sup>2</sup> - 2.5 mm <sup>2</sup> / AWG 24-14
Wire cross section multi	0.25 mm <sup>2</sup> - 2.5 mm <sup>2</sup> / AWG 24-12
Wire cross section with wire ferrule	0.25 mm <sup>2</sup> - 1.5 mm <sup>2</sup> / AWG 24-16
Stripping length (min.)	8 mm
Material	
Material - Housing	Polyamid 6.6 V0
Color	gray
Material - Terminal block	Polyamid 6.6 V0
Protection category according to IEC 60529	
Protection category - housing (acc. to IEC 60529)	IP40
Protection category - terminal blocks (acc. to IEC 60529)	IP20
Temperature range	
Operating	
Temperature - Operating °C	-20 °C - 55 °C
Temperature - Operating °F	-4 °F - 131 °F
Storage	
Temperature - Storage °C	-25 °C - 70 °C
Temperature - Storage °F	-13 °F - 158 °F



## Technical Data

### Power loss

Power loss (typical) 1 W

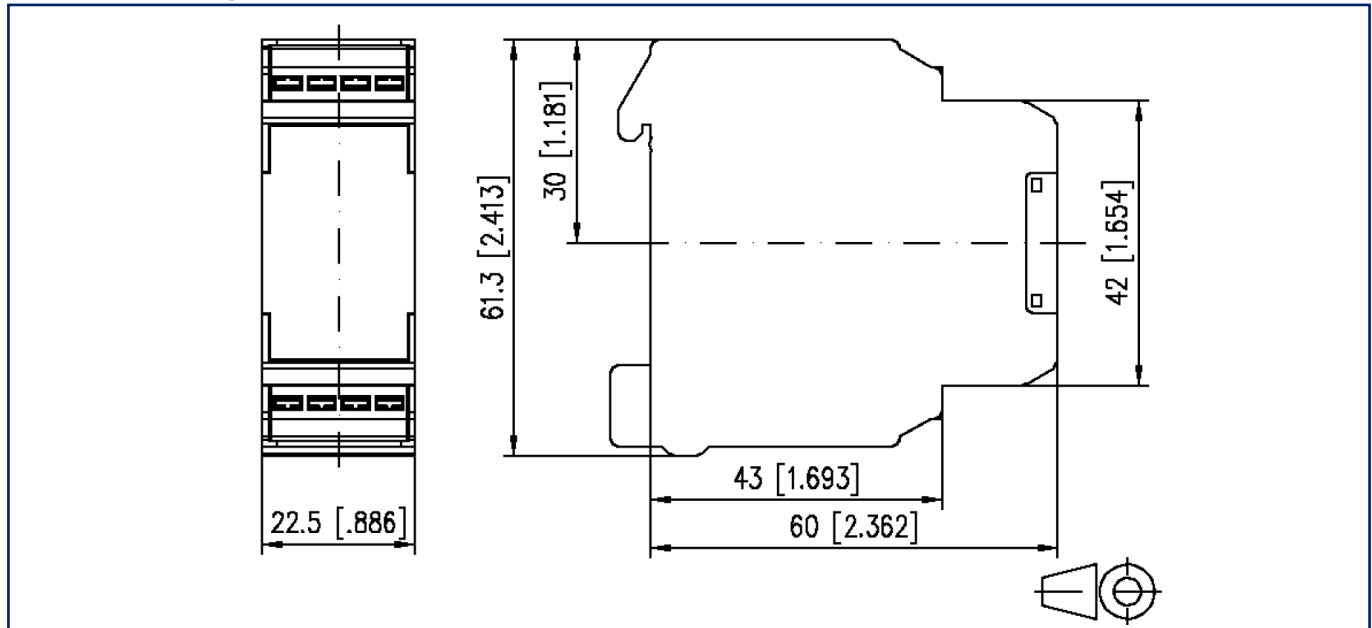
### Classifications

ETIM 6.0	EC000310
ETIM 7.0	EC001437
ETIM 8.0	EC001437
ETIM 9.0	EC001437

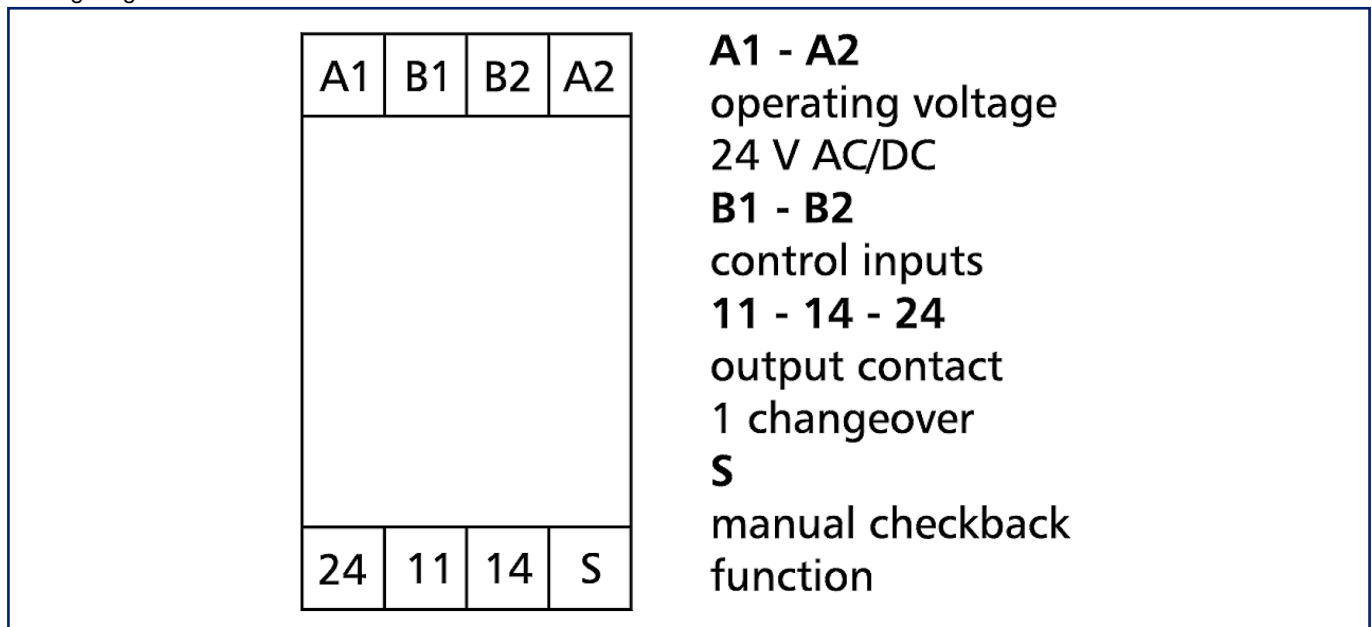


### Illustrations

Dimensional drawing

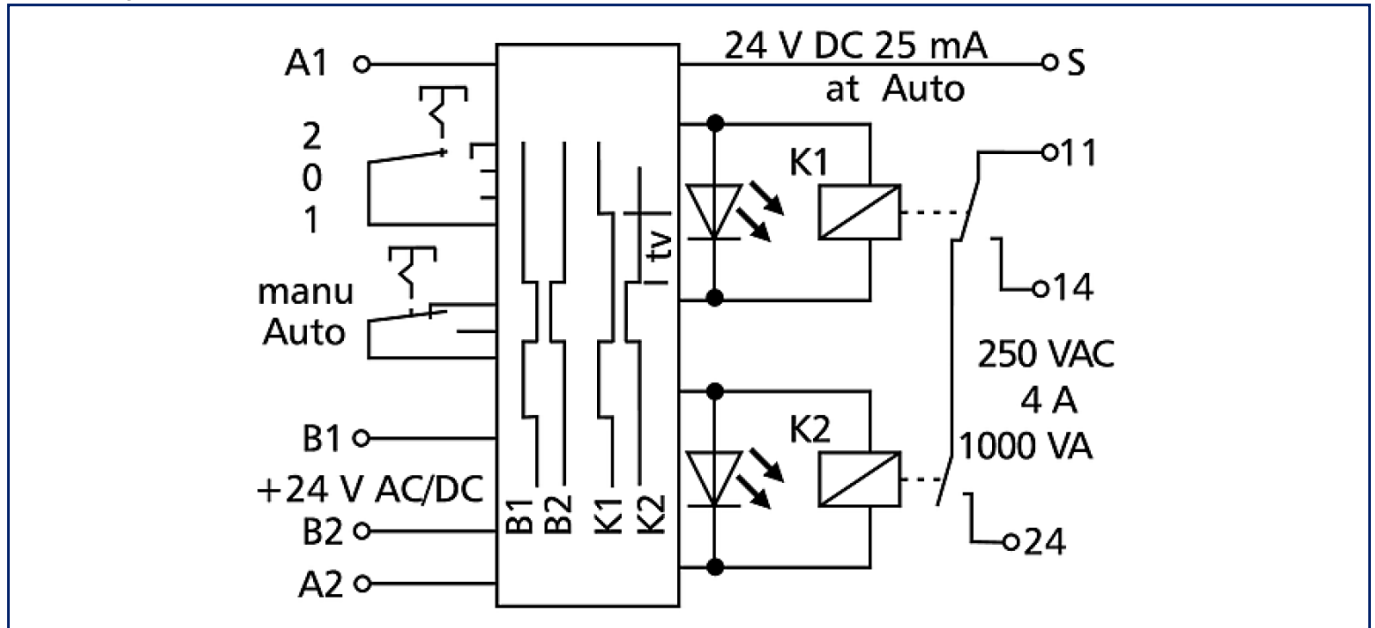


Wiring diagram



**Illustrations**

Circuit diagram



© 2023 METZ CONNECT - Technische Änderungen vorbehalten! Subject to modifications! Sous réserve de modifications techniques!