

Data sheet

PTi-F-C12 230 V AC

Page 1/5

P/N

1105020870

EAN 4251394629421

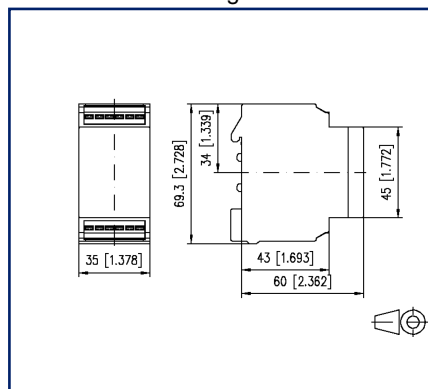
2023/06/20

Version: C

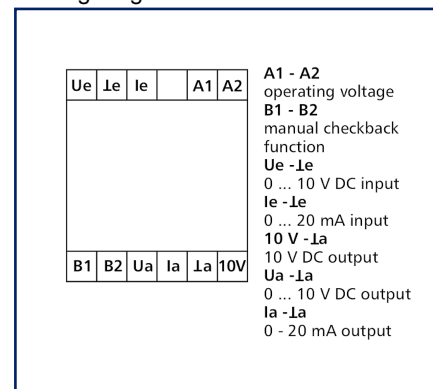
Illustrations



Dimensional drawing



Wiring diagram



See enlarged drawings at the end of document

Product specification

The potential isolator / signal converter is used for isolating analog signals in the range from 0 to 10 V DC, and 0 to 20 mA DC or for a signal conversion from 0 to 10 V DC to 0 to 20 mA DC or 0 to 20 mA DC to 0 to 10 V DC. The input and output signals as well as the supply voltage are electrically isolated from each other. An input signal from 0 to 10 V or 0 to 20 mA can be connected to the device. Electrical isolation function: With the PT-C12 230, the input signal 0 to 10 V is adjusted proportionally to the output signal 0 to 10 V. The PTi-C12 230 adjusts the input signal from 0 to 20 mA proportional to the output signal from 0 to 20 mA. Function Signal conversion with potential separation: With a signal conversion from 0 to 10 V to 0 to 20 mA, or from 0 to 20 mA to 0 to 10 V, the output signal converted thereby can be readjusted using an integrated spindle trimmer. In addition, a manual emergency operating option with a MANUAL AUTO switch with feedback contact is also integrated. The output signal from 0 to 10 V or 0 to 20 mA can be set via the front potentiometer when the switch is in the MANUAL position. A constant output voltage of max. 10 V DC and 5 mA is available at the 10 V terminal. The integrated LED is used to display the brightness depending on the level of the output signal Ua.

- Connection with spring clamp terminal blocks (push-in)

Data sheet PTi-F-C12 230 V AC

Page 2/5

P/N
1105020870
EAN 4251394629421
2023/06/20
Version: C

Technical Data

Supply

Operating voltage	230 V AC
Power consumption AC (max.)	200 mA
Power consumption DC (max.)	110 mA
Power consumption AC (max.)	4.8 VA
Power consumption DC (max.)	2.64 W
Duty cycle relative	100 %

Inputs

Voltage input	
Voltage input - input signal	0 - 10 V DC
Voltage input - input resistance	> 50 K/W
Current input	
Current input - input resistance	45 W

Outputs

Current output current load	max. 500 Ohm
Indicator	green LED

General information

Isolation	1000 V DC, 50 Hz, 1 min.
-----------	--------------------------

Housing

Dimensions	
Dimension (W x H x D)	35 mm x 69.3 mm x 60 mm
Dimension (W x H x D)	1.378 in. x 2.728 in. x 2.362 in.
Weight	78 g
Mounting style	Standard rail TH35
Mounting position	any
Apposition	without distance
Connection type	Spring clamp terminal blocks

Data sheet

PTi-F-C12 230 V AC

Page 3/5

P/N

1105020870

EAN 4251394629421

2023/06/20

Version: C

Technical Data

Terminal blocks

Wire cross section solid	0.2 mm ² - 2.5 mm ² / AWG 24-14
Wire cross section multi	0.25 mm ² - 2.5 mm ² / AWG 24-12
Wire cross section with wire ferrule	0.25 mm ² - 1.5 mm ² / AWG 24-16
Stripping length (min.)	8 mm

Material

Material - Housing	Polyamid 6.6 V0
Color	green
Material - Terminal block	Polyamid 6.6 V0
Material - Covers	Polycarbonat

Protection category according to IEC 60529

Protection category - housing (acc. to IEC 60529)	IP40
Protection category - terminal blocks (acc. to IEC 60529)	IP20

Temperature range

Operating	
Temperature - Operating °C	0 °C - 55 °C
Temperature - Operating °F	32 °F - 131 °F
Storage	
Temperature - Storage °C	-20 °C - 70 °C
Temperature - Storage °F	-4 °F - 158 °F

Power loss

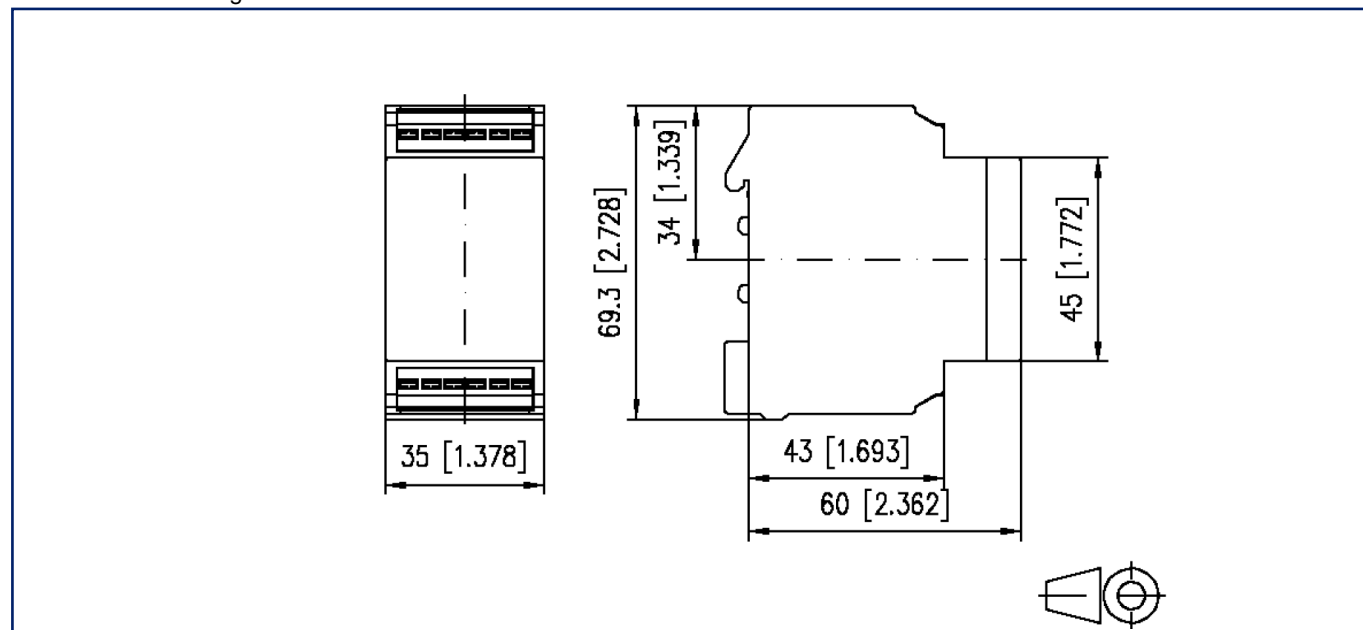
Power loss (typical)	2.6 W
----------------------	-------

Classifications

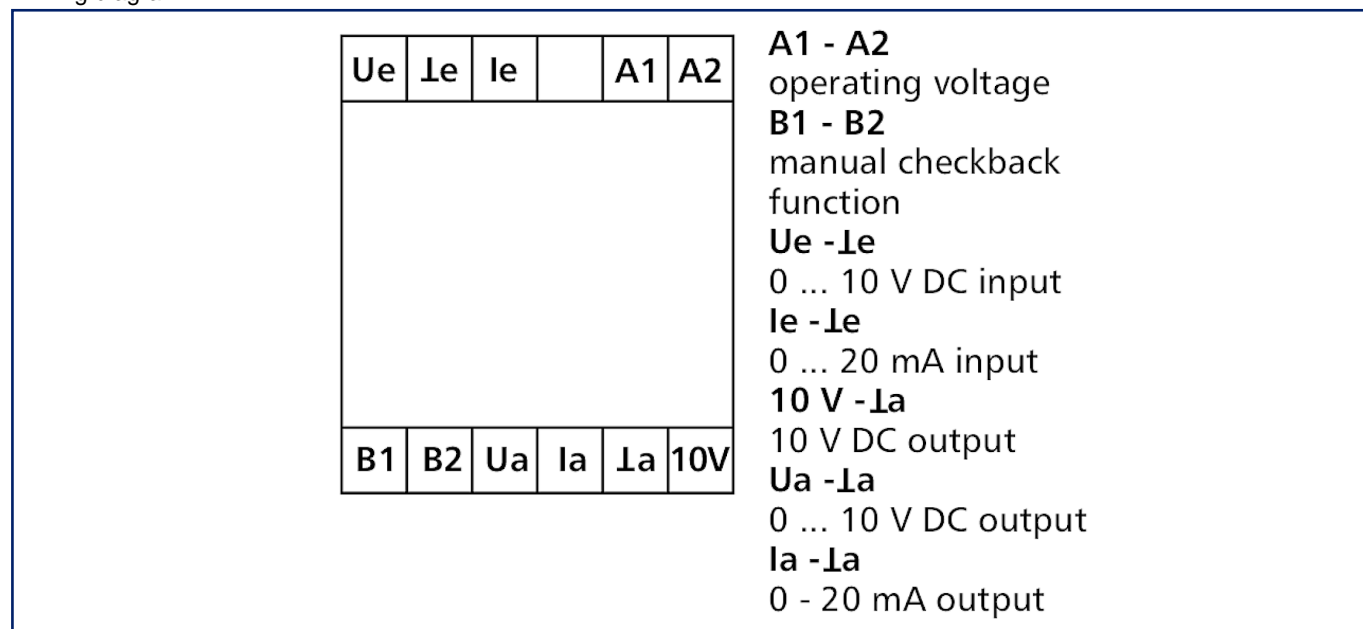
ETIM 7.0	EC000310
ETIM 8.0	EC000310
ETIM 9.0	EC000310

Illustrations

Dimensional drawing



Wiring diagram



Illustrations

Principle diagram

