

## Data sheet LF-F-TO4 LON

Page 1/7

P/N

1108621370

EAN 4251394610016

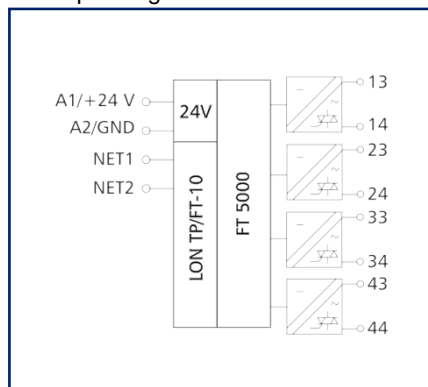
2023/06/23

Version: C

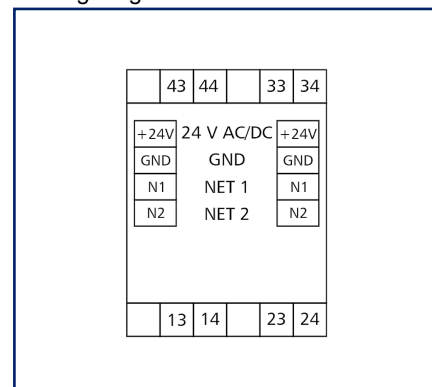
### Illustrations



Principle diagram



Wiring diagram



See enlarged drawings at the end of document

### Product specification

The LON module with 4 digital outputs was developed for decentralized switching tasks. It is suitable for switching electrical components, such as relays, contactors, HLK valves, etc. The 4 triacs can be controlled individually in a LON installation by means of standard network variables. The module has a manual control activated only in configured mode. In addition, an adjustable pulse/pause function is integrated. Suitable for decentralized mounting in serial sub-distributor.

- Connection with spring clamp terminal blocks (push-in)



## Technical Data

### Approvals



Open Energy Management Equipment 34TZ

### RS485 interface

Protocol	TP/FT-10, free topology
Neuron	FT5000
Data format	Standard network variables (SNVT)
Transmission parameters	
Transmission rate	78 Kbit/s
Line topology	2700 m / 64 nodes
Free topology	500 m / 64 nodes
Cabling	Twisted Pair

### Supply

Operating voltage	24 V AC/DC +/- 10 % (SELV)
Power consumption	
Power consumption AC (max.)	63 mA
Power consumption DC (max.)	24 mA
Duty cycle relative	100 %
Recovery time	550 ms

### Outputs

Digital outputs	4
Triac output	4
Switching voltage triac output (max.)	24 V - 250 V AC
Continuous current triac output	0.5 A / Triac
Switch-on current triac output (max.)	0.8 A < 30 s, 10 A < 20 ms
Total current across all outputs	2.4 A

### Housing

Dimensions	
Dimension (W x H x D)	35 mm x 69.3 mm x 60 mm
Dimension (W x H x D)	1.378 in. x 2.728 in. x 2.362 in.
Total depth with switch/plug	69 mm
Weight	104 g
Mounting style	Standard rail TH35

## Technical Data

<b>Housing</b>	
Mounting position	any
Apposition	The maximum quantity of LON modules connected side-by-side is limited to 15 or to a maximum power consumption of 2 Amps (AC or DC) per connection to the power supply. For any similar block of additional modules a separate connection to the power supply is necessary., without distance
Connection type	Spring clamp terminal blocks
Indicator	green and yellow LED
<b>Terminal blocks</b>	
Supply and bus	
Terminal block	4-pole
Solid wire (AWG)	max. 1.5 mm <sup>2</sup> / max. 16 AWG
Stranded wire (AWG)	max. 1 mm <sup>2</sup> / max. 18 AWG
Wire diameter	max. 1.4 mm - min. 0.3 mm
Module connection	
Wire cross section solid	0.2 mm <sup>2</sup> - 2.5 mm <sup>2</sup> / AWG 24-14
Wire cross section multi	0.25 mm <sup>2</sup> - 2.5 mm <sup>2</sup> / AWG 24-12
Wire cross section with wire ferrule	0.25 mm <sup>2</sup> - 1.5 mm <sup>2</sup> / AWG 24-16
Stripping length (min.)	8 mm
Protection circuit	Polarity reversal protection for DC operating voltage
<b>Material</b>	
Material - Housing	Polyamid 6.6 V0
Color	gray
Material - Terminal block	Polyamid 6.6 V0
Material - Covers	Polycarbonat
<b>Protection category according to IEC 60529</b>	
Protection category - housing (acc. to IEC 60529)	IP40
Protection category - terminal blocks (acc. to IEC 60529)	IP20

## Technical Data

### Temperature range

#### Operating

Temperature - Operating °C	-5 °C - 55 °C
Temperature - Operating °F	23 °F - 131 °F

#### Storage

Temperature - Storage °C	-20 °C - 70 °C
Temperature - Storage °F	-4 °F - 158 °F

### Classifications

ETIM 7.0	EC001097
ETIM 8.0	EC001097
ETIM 9.0	EC001097

### Software and additional documents

Software and documentation	Further documentation is available for free download at <a href="http://www.metz-connect.com">www.metz-connect.com</a>
----------------------------	--

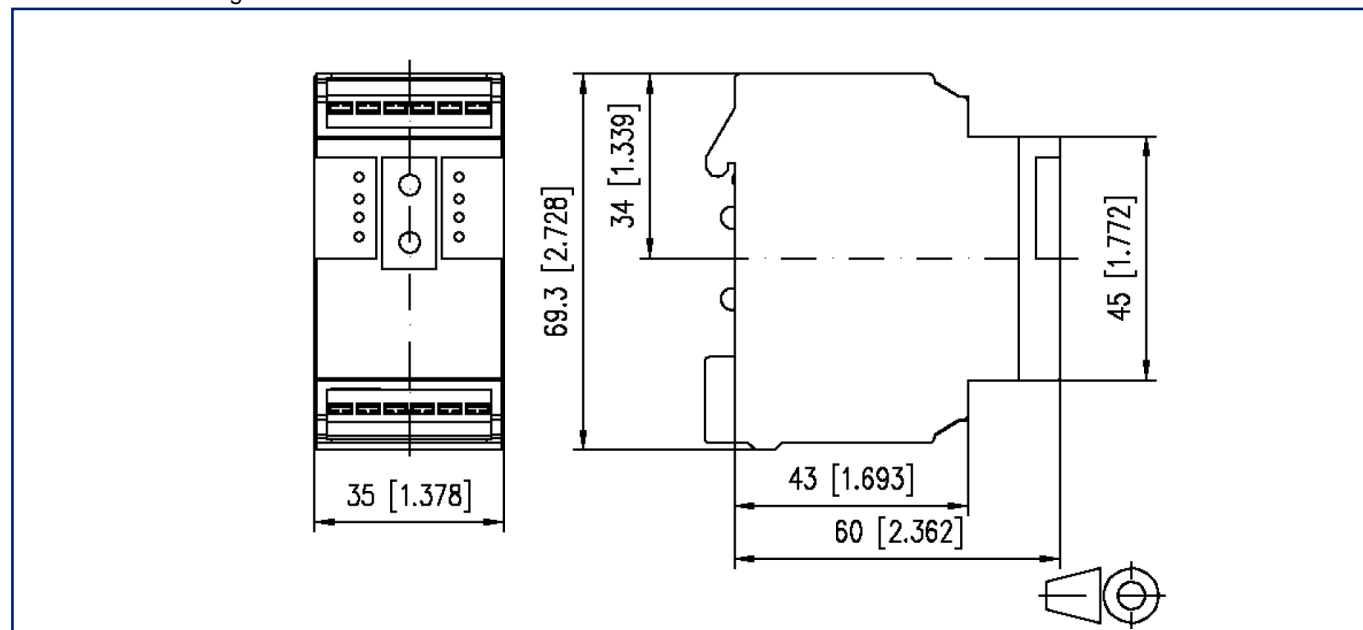
**Accessories**

P/N	Designation
110214	U10 USB Network Interface - TP/FT-10 Channel
110369	Terminal block Type 259
11056170	Power supply NG4-F 24 V DC
11087913	LF-FAM LON
31135104	Typ 135 RIACON 135_3.5

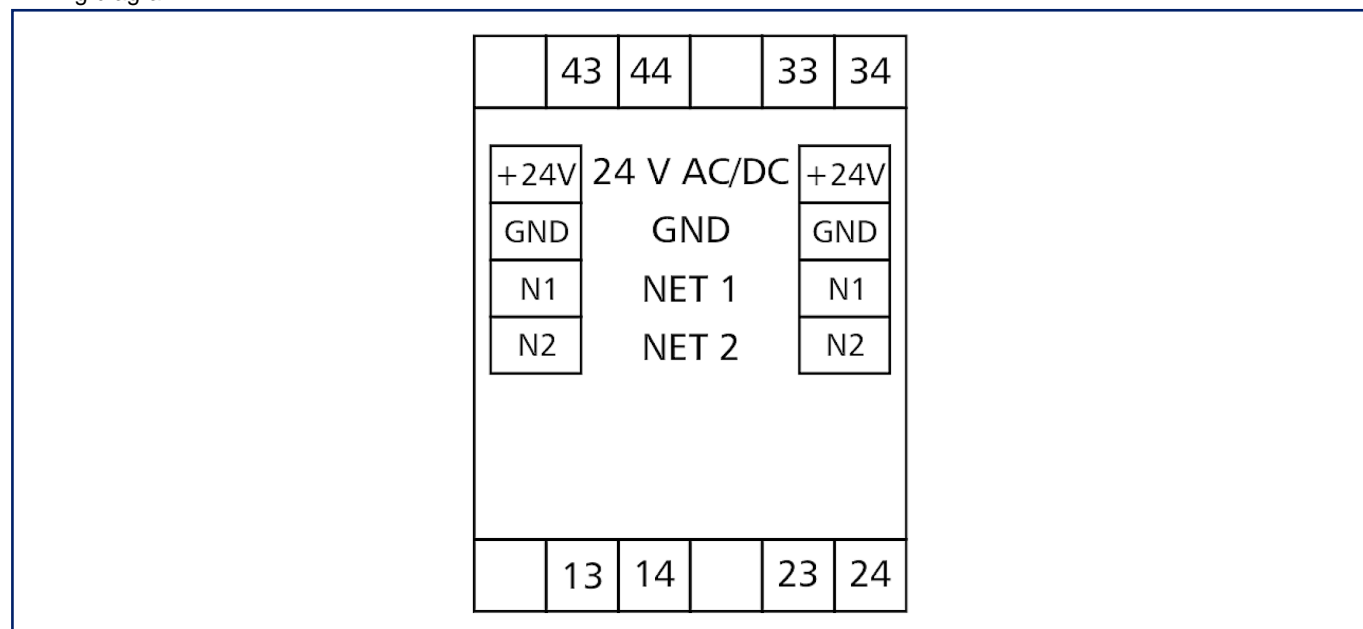


## Illustrations

### Dimensional drawing



### Wiring diagram



## Illustrations

Principle diagram

