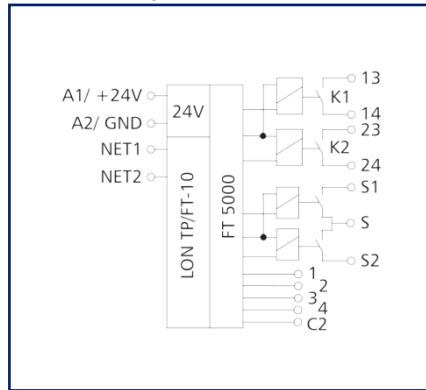


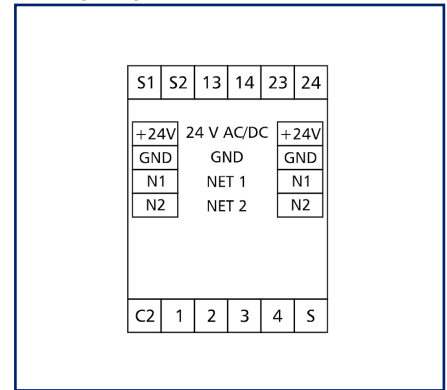
Illustrations



Principle diagram



Wiring diagram



See enlarged drawings at the end of document

Product specification

The LON I/O module with 4 digital inputs, 2 relay outputs and 2 digital outputs was developed for decentralized switching tasks. It is suitable for querying, for example, switching states and, as a result, switching motors or other actuators. In this case it is necessary to protect the relay contacts by appropriate load-dependent measures. The inputs and outputs are scanned and activated by SNVT network variables. The input terminals 1 to 4 are wired with the C2 terminals on two poles to potential-free switches or contacts. In addition, a wipe function is integrated. Suitable for decentralized mounting on DIN TH35 rail according to IEC 60715 in electrical distribution cabinets.

- Connection with screw type terminal blocks

Technical Data

Approvals



Open Energy Management Equipment 34TZ

RS485 interface

Protocol	TP/FT-10, free topology
Neuron	FT5000
Data format	Standard network variables (SNVT)
Transmission parameters	
Transmission rate	78 Kbit/s
Line topology	2700 m / 64 nodes
Free topology	500 m / 64 nodes
Cabling	Twisted Pair

Supply

Operating voltage	24 V AC/DC +/- 10 % (SELV)
Power consumption	
Power consumption AC (max.)	200 mA
Power consumption DC (max.)	65 mA
Duty cycle relative	100 %
Recovery time	550 ms

Inputs

Digital inputs	4, potential-free
High signal detection	> 4.5 V DC

Outputs

Digital outputs	4
Relay output	2 normally open contacts
Switching voltage relay output (max.)	250 V AC
Continuous current relay output	6 A / relay
Semiconductor output	2 normally open contacts
Switching voltage semiconductor output (max.)	40 V AC/DC
Continuous current semiconductor output	100 mA
Switch-on current semiconductor output (max.)	500 mA
Switching frequency	360 switching cycles/h
Mechanical life	30x10 ⁶ switching cycles

Technical Data

Outputs	
Electrical life	9x10 ⁴ switching cycles
Insulation coil - contact set	
Nominal voltage of the power supply system	230 / 400 V AC
Overvoltage category	III II
Degree of pollution	2 2
Rated test voltage	4 kV 2.5 kV
Type of insulation	basic insulation reinforced insulation
Housing	
Dimensions	
Dimension (W x H x D)	35 mm x 69.3 mm x 60 mm
Dimension (W x H x D)	1.378 in. x 2.728 in. x 2.362 in.
Weight	90 g
Mounting style	Standard rail TH35
Mounting position	any
Apposition	The maximum quantity of LON modules connected side-by-side is limited to 15 or to a maximum power consumption of 2 Amps (AC or DC) per connection to the power supply. For any similar block of additional modules a separate connection to the power supply is necessary., without distance
Connection type	Screw type terminal blocks
Indicator	green and yellow LED
Terminal blocks	
Supply and bus	
Terminal block	4-pole
Solid wire (AWG)	max. 1.5 mm ² / max. 16 AWG
Stranded wire (AWG)	max. 1 mm ² / max. 18 AWG
Wire diameter	max. 1.4 mm - min. 0.3 mm
Module connection	
Wire cross section solid	0.34 mm ² - 2.5 mm ² / AWG 22-12
Wire cross section multi	0.25 mm ² - 2.5 mm ² / AWG 22-12
Wire cross section with wire ferrule	0.25 mm ² - 2.5 mm ² / AWG 22-12
Screw torque (max.)	0.5 Nm
Stripping length (min.)	8 mm
Protection circuit	Polarity reversal protection for DC operating voltage

Technical Data

Material	
Material - Housing	Polyamid 6.6 V0
Color	gray
Material - Terminal block	Polyamid 6.6 V0
Material - Covers	Polycarbonat
Protection category according to IEC 60529	
Protection category - housing (acc. to IEC 60529)	IP40
Protection category - terminal blocks (acc. to IEC 60529)	IP20
Temperature range	
Operating	
Temperature - Operating °C	-5 °C - 55 °C
Temperature - Operating °F	23 °F - 131 °F
Storage	
Temperature - Storage °C	-20 °C - 70 °C
Temperature - Storage °F	-4 °F - 158 °F
Classifications	
ETIM 7.0	EC001584
ETIM 8.0	EC001584
ETIM 9.0	EC001584
Software and additional documents	
Software and documentation	Further documentation is available for free download at www.metz-connect.com

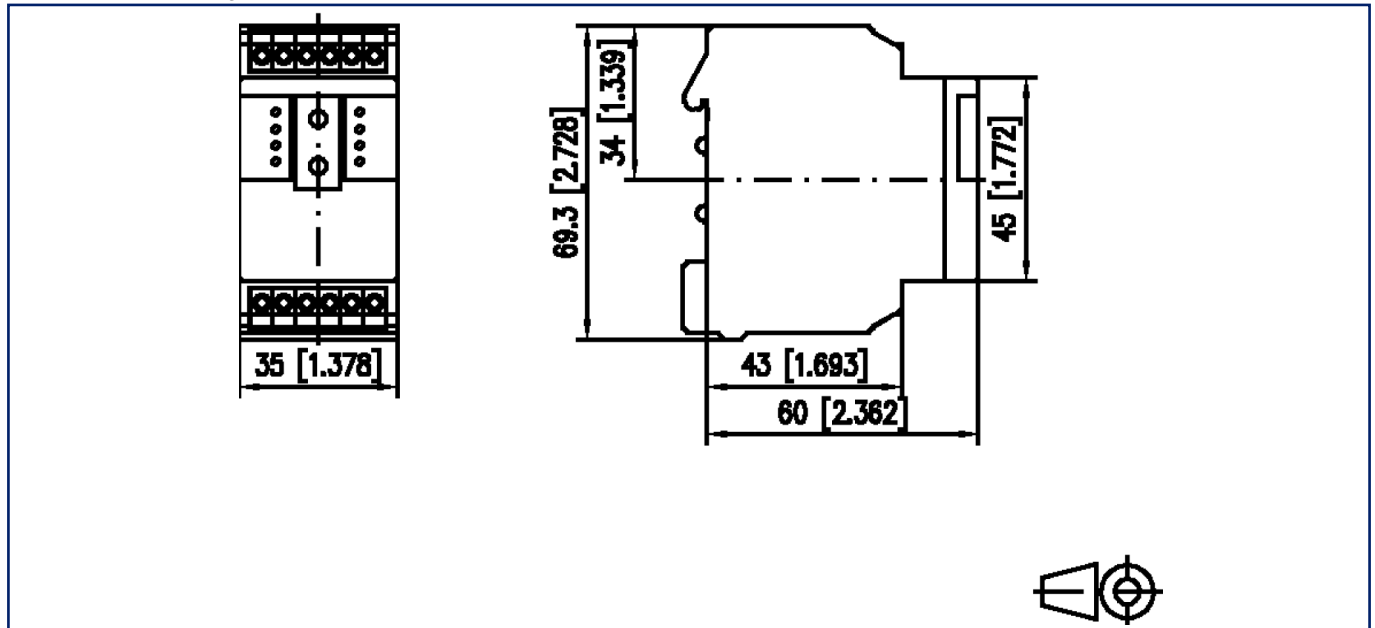


Accessories

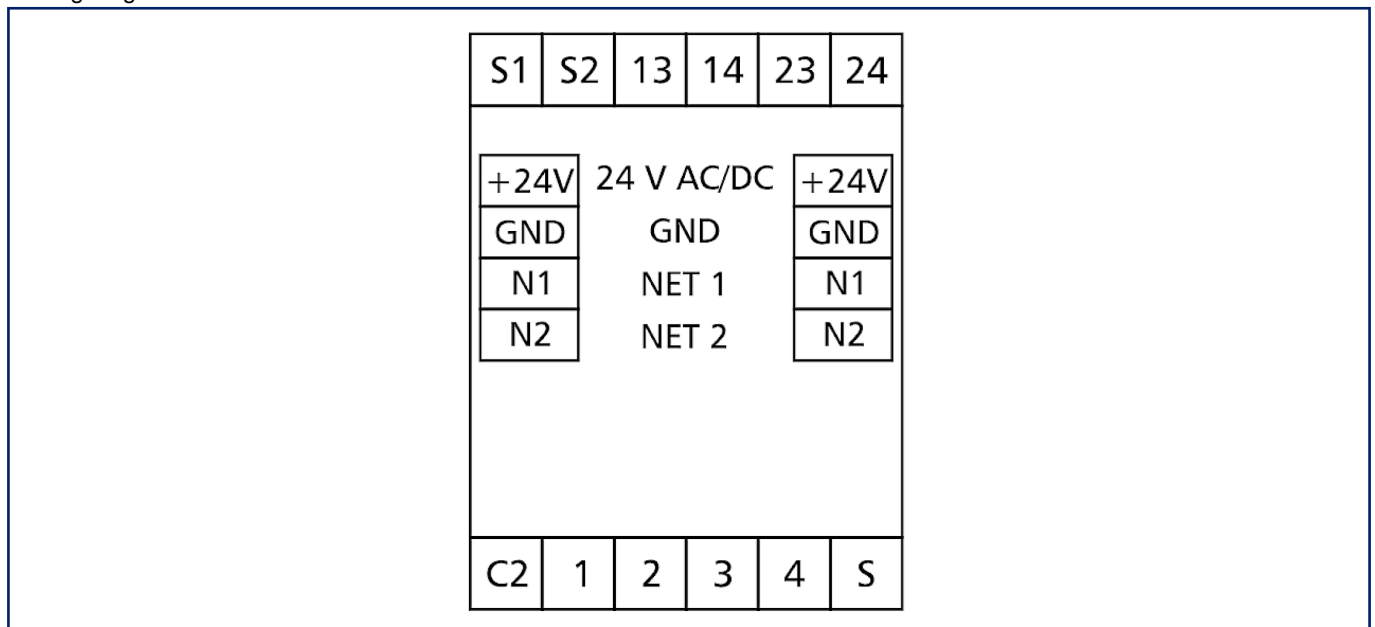
P/N	Designation
110369	Terminal block Type 259
110486	HUB DC
110561	Power supply NG4 24 V DC
11087913	LF-FAM LON
31135104	Typ 135 RIACON 135_3.5

Illustrations

Dimensional drawing

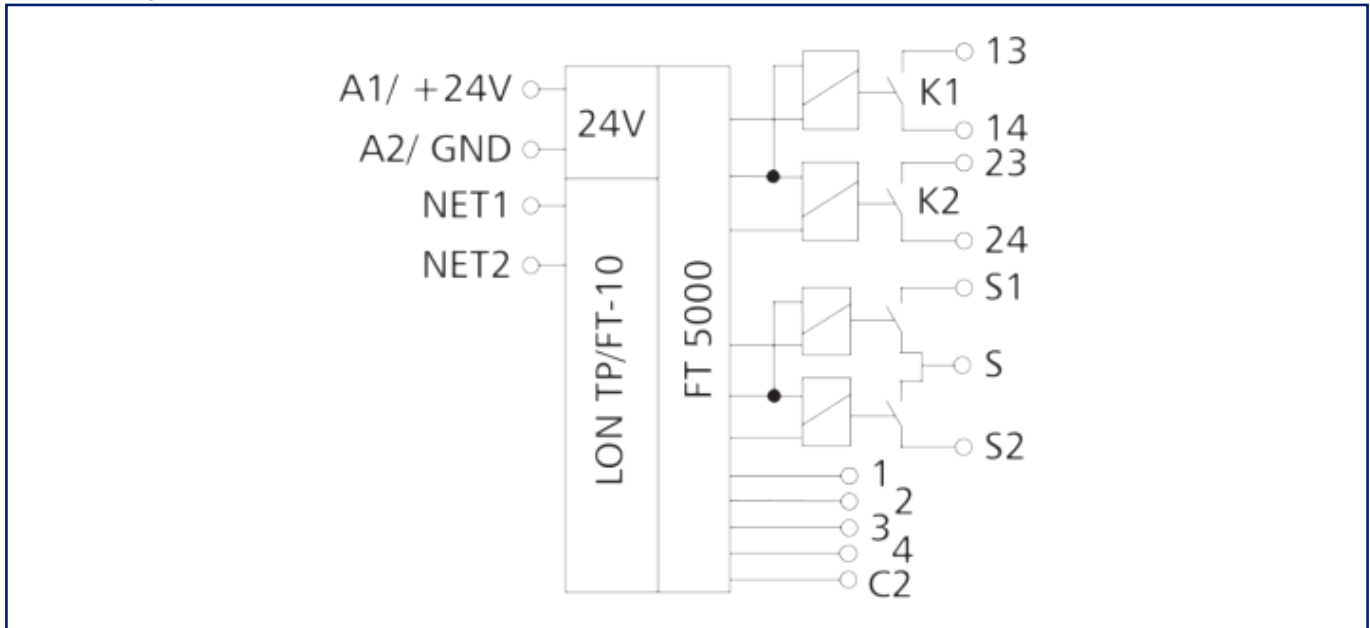


Wiring diagram



Illustrations

Principle diagram



© 2023 METZ CONNECT - Technische Änderungen vorbehalten! Subject to modifications! Sous réserve de modifications techniques!