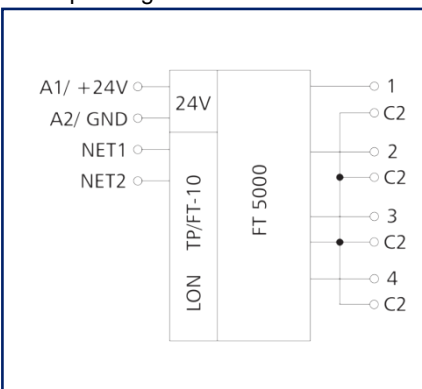


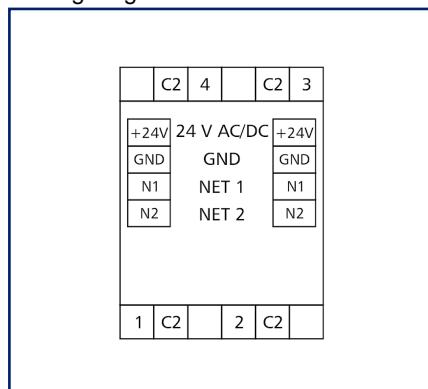
### Illustrations



Principle diagram



Wiring diagram



See enlarged drawings at the end of document

### Product specification

The LON module with 4 digital inputs was developed for decentralized switching tasks. It is suitable for detecting potential-free switch states, for example electrical limit switches on vent valves or auxiliary contacts of power contactors. The input terminals 1 to 4 are wired with the C2 terminals to potential-free switches or contacts. The inputs can be scanned individually or simultaneously by SNVT network variables. Suitable for decentralized mounting on DIN TH35 rail according to IEC 60715 in electrical distribution cabinets.

- Connection with screw type terminal blocks

## Technical Data

### Approvals



Open Energy Management Equipment 34TZ

### RS485 interface

Protocol	TP/FT-10, free topology
Neuron	FT5000
Data format	Standard network variables (SNVT)
Transmission parameters	
Transmission rate	78 Kbit/s
Line topology	2700 m / 64 nodes
Free topology	500 m / 64 nodes
Cabling	Twisted Pair

### Supply

Operating voltage	24 V AC/DC +/- 10 % (SELV)
Power consumption	
Power consumption AC (max.)	63 mA
Power consumption DC (max.)	21 mA
Duty cycle relative	100 %
Recovery time	550 ms

### Inputs

Digital inputs	4
Voltage input	30 V AC/DC
High signal detection	> 4.5 V DC

### Housing

Dimensions	
Dimension (W x H x D)	35 mm x 69.3 mm x 60 mm
Dimension (W x H x D)	1.378 in. x 2.728 in. x 2.362 in.
Weight	72 g
Mounting style	Standard rail TH35
Mounting position	any
Apposition	The maximum quantity of LON modules connected side-by-side is limited to 15 or to a maximum power consumption of 2 Amps (AC or DC) per connection to the power supply. For any similar block of additional modules a separate connection to the power supply is necessary., without distance



# Data sheet

## LF-DI4 LON

Page 3/7

P/N  
1108501319  
EAN 4250184135685  
2023/06/22  
Version: E

### Technical Data

<b>Housing</b>	
Connection type	Screw type terminal blocks
Indicator	green and yellow LED
<b>Terminal blocks</b>	
Supply and bus	
Terminal block	4-pole
Solid wire (AWG)	max. 1.5 mm <sup>2</sup> / max. 16 AWG
Stranded wire (AWG)	max. 1 mm <sup>2</sup> / max. 18 AWG
Wire diameter	max. 1.4 mm - min. 0.3 mm
Module connection	
Wire cross section solid	0.34 mm <sup>2</sup> - 2.5 mm <sup>2</sup> / AWG 22-12
Wire cross section multi	0.25 mm <sup>2</sup> - 2.5 mm <sup>2</sup> / AWG 22-12
Wire cross section with wire ferrule	0.25 mm <sup>2</sup> - 2.5 mm <sup>2</sup> / AWG 22-12
Screw torque (max.)	0.5 Nm
Stripping length (min.)	8 mm
Protection circuit	Polarity reversal protection for DC operating voltage
<b>Material</b>	
Material - Housing	Polyamid 6.6 V0
Color	gray
Material - Terminal block	Polyamid 6.6 V0
Material - Covers	Polycarbonat
<b>Protection category according to IEC 60529</b>	
Protection category - housing (acc. to IEC 60529)	IP40
Protection category - terminal blocks (acc. to IEC 60529)	IP20
<b>Temperature range</b>	
Operating	
Temperature - Operating °C	-5 °C - 55 °C
Temperature - Operating °F	23 °F - 131 °F
Storage	
Temperature - Storage °C	-20 °C - 70 °C
Temperature - Storage °F	-4 °F - 158 °F

## Technical Data

### Classifications

ETIM 7.0	EC000688
ETIM 8.0	EC000688
ETIM 9.0	EC000688

### Software and additional documents

Software and documentation	Further documentation is available for free download at <a href="http://www.metz-connect.com">www.metz-connect.com</a>
----------------------------	--



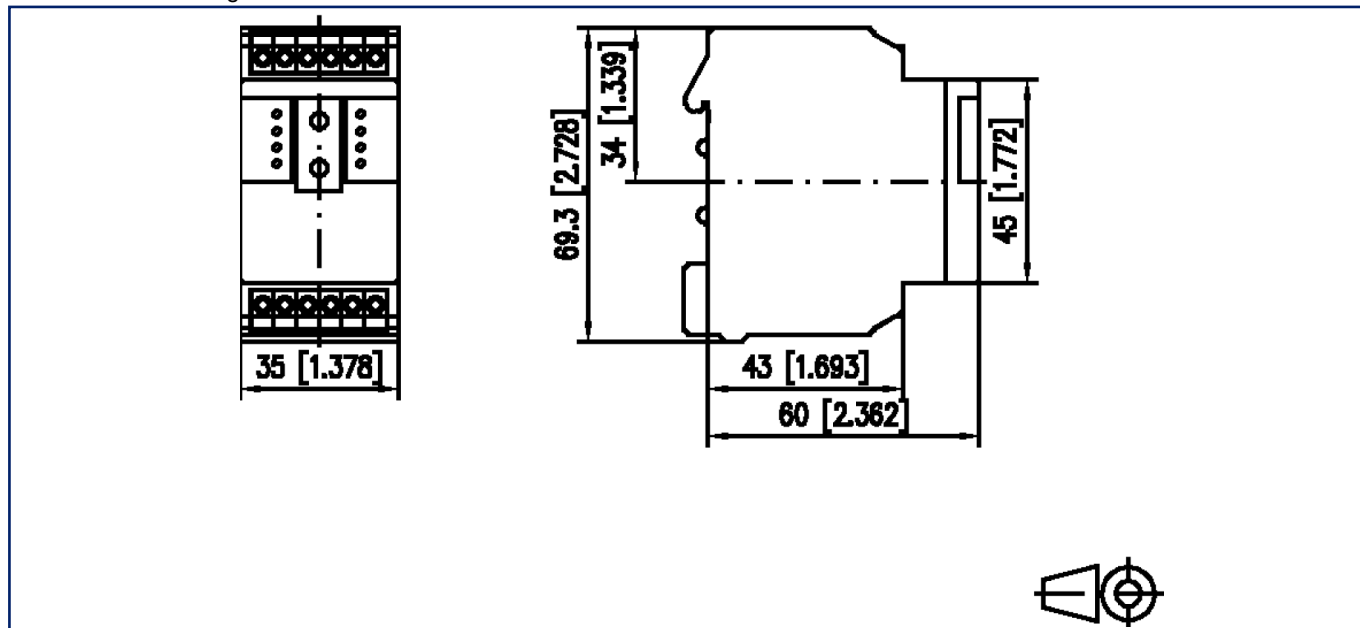
**Accessories**

P/N	Designation
110369	Terminal block Type 259
110486	HUB DC
110561	Power supply NG4 24 V DC
11087913	LF-FAM LON
31135104	Typ 135 RIACON 135_3.5

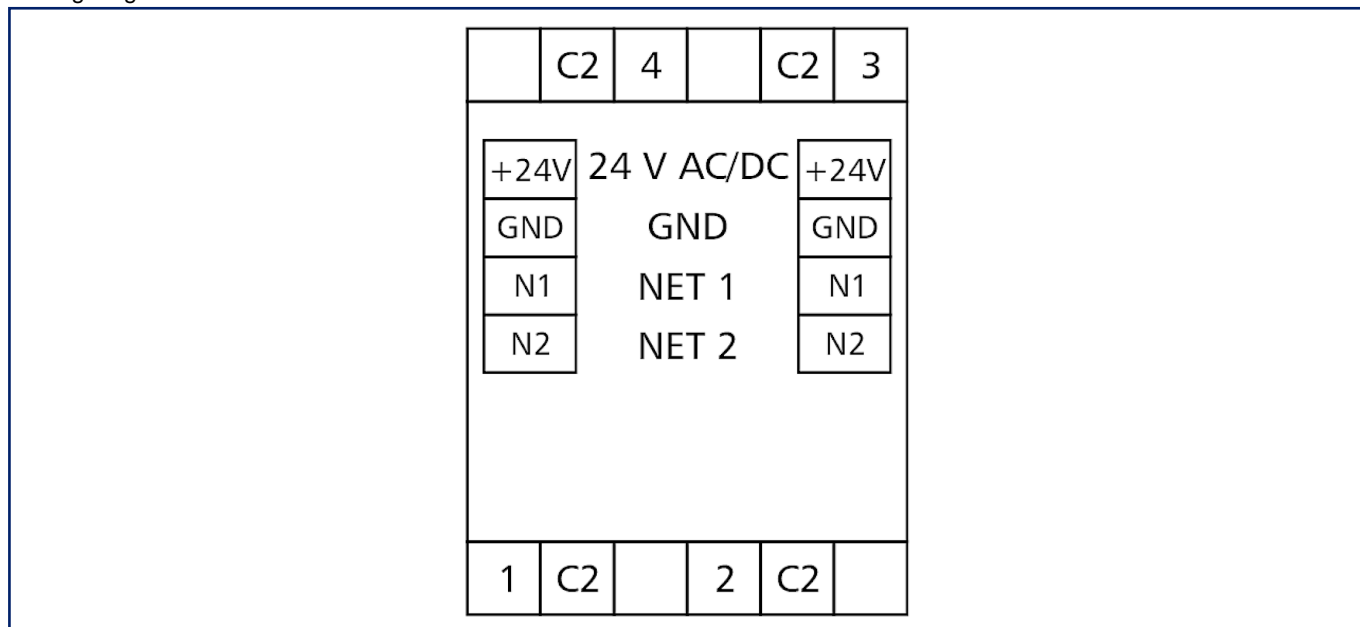


## Illustrations

Dimensional drawing



Wiring diagram



## Illustrations

Principle diagram

