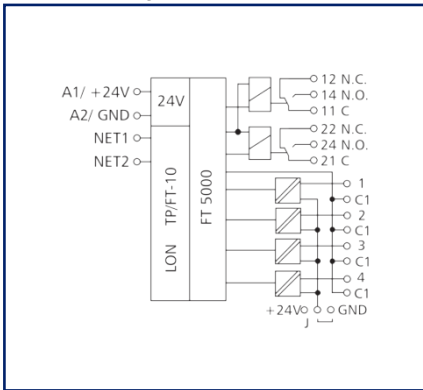


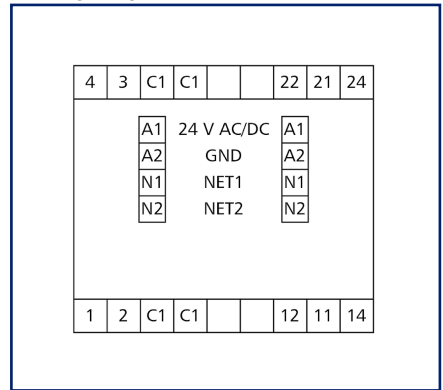
Illustrations



Principle diagram



Wiring diagram




See enlarged drawings at the end of document

Product specification

The LON module with 4 digital inputs and 2 relay outputs was developed for decentralized switching tasks. It is suitable for accommodating, for example, light switches and window contacts in a room, switching two light strips or controlling louvers. It can also be used to control 2 motorized fire dampers. In this case it is necessary to protect the relay contacts by appropriate load-dependent measures. The inputs can be used either as contact or voltage inputs. SNVT network variables switch and scan the inputs and outputs. The outputs have a manual control activated only in configured mode. In addition, an adjustable wipe function is integrated. Suitable for decentralized mounting on DIN TH35 rail according to IEC 60715 in electrical distribution cabinets.

- Connection with spring clamp terminal blocks (push-in)

## Technical Data

Approvals	
	Open Energy Management Equipment 34TZ
RS485 interface	
Protocol	TP/FT-10, free topology
Neuron	FT5000
Data format	Standard network variables (SNVT)
Transmission parameters	
Transmission rate	78 Kbit/s
Line topology	2700 m / 64 nodes
Free topology	500 m / 64 nodes
Cabling	Twisted Pair
Supply	
Operating voltage	24 V AC/DC +/- 10 % (SELV)
Power consumption	
Power consumption AC (max.)	220 mA
Power consumption DC (max.)	90 mA
Duty cycle relative	100 %
Recovery time	550 ms
Inputs	
Digital inputs	4
Voltage input	30 V AC/DC
High signal detection	> 7 V AC/DC
Outputs	
Digital outputs	2
Relay output	
Switching voltage relay output (max.)	250 V AC
Continuous current relay output	16 A / relay (UL continuous current 12 A)
Switch-on current relay output (max.)	80 A < 20 ms
Total current across all outputs	25 A
Switching frequency	360 switching cycles/h
Mechanical life	30x10 <sup>6</sup> switching cycles
Electrical life	9x10 <sup>4</sup> switching cycles

## Technical Data

Insulation coil - contact set	
Nominal voltage of the power supply system	230 / 400 V AC
Overvoltage category	III   II
Degree of pollution	2   2
Rated test voltage	4 kV   2.5 kV
Type of insulation	basic insulation   reinforced insulation
Housing	
Dimensions	
Dimension (W x H x D)	50 mm x 69.3 mm x 60 mm
Dimension (W x H x D)	1.969 in. x 2.728 in. x 2.362 in.
Total depth with switch/plug	69 mm
Weight	126 g
Mounting style	Standard rail TH35
Mounting position	any
Apposition	The maximum quantity of LON modules connected side-by-side is limited to 15 or to a maximum power consumption of 2 Amps (AC or DC) per connection to the power supply. For any similar block of additional modules a separate connection to the power supply is necessary., without distance
Connection type	Spring clamp terminal blocks
Indicator	green and yellow LED
Terminal blocks	
Supply and bus	
Terminal block	4-pole
Solid wire (AWG)	max. 1.5 mm <sup>2</sup> / max. 16 AWG
Stranded wire (AWG)	max. 1 mm <sup>2</sup> / max. 18 AWG
Wire diameter	max. 1.4 mm - min. 0.3 mm
Module connection	
Wire cross section solid	0.2 mm <sup>2</sup> - 2.5 mm <sup>2</sup> / AWG 24-14
Wire cross section multi	0.25 mm <sup>2</sup> - 2.5 mm <sup>2</sup> / AWG 24-12
Wire cross section with wire ferrule	0.25 mm <sup>2</sup> - 1.5 mm <sup>2</sup> / AWG 24-16
Stripping length (min.)	8 mm
Protection circuit	Polarity reversal protection for DC operating voltage

## Technical Data

Material	
Material - Housing	Polyamid 6.6 V0
Color	gray
Material - Terminal block	Polyamid 6.6 V0
Material - Covers	Polycarbonat
Protection category according to IEC 60529	
Protection category - housing (acc. to IEC 60529)	IP40
Protection category - terminal blocks (acc. to IEC 60529)	IP20
Temperature range	
Operating	
Temperature - Operating °C	-5 °C - 55 °C
Temperature - Operating °F	23 °F - 131 °F
Storage	
Temperature - Storage °C	-20 °C - 70 °C
Temperature - Storage °F	-4 °F - 158 °F
Classifications	
ETIM 7.0	EC001584
ETIM 8.0	EC001584
ETIM 9.0	EC001584
Software and additional documents	
Software and documentation	Further documentation is available for free download at <a href="http://www.metz-connect.com">www.metz-connect.com</a>

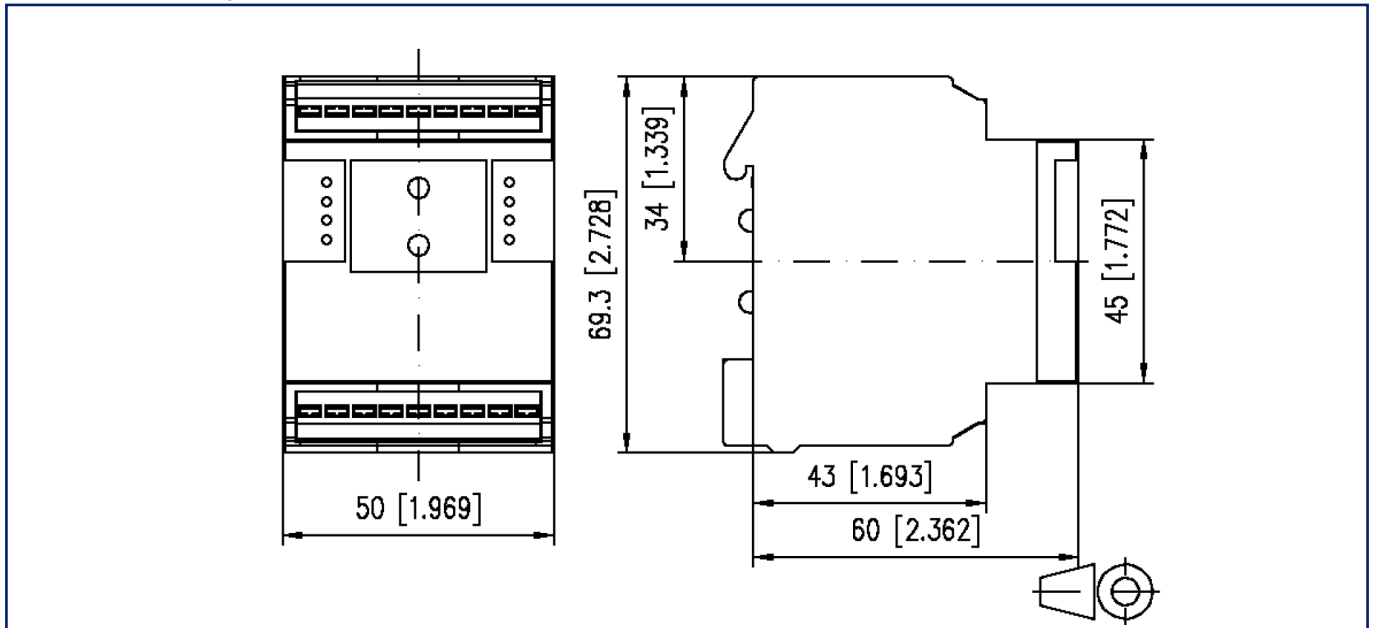
© 2023 METZ CONNECT - Technische Änderungen vorbehalten! Subject to modifications! Sous réserve de modifications techniques!

## Accessories

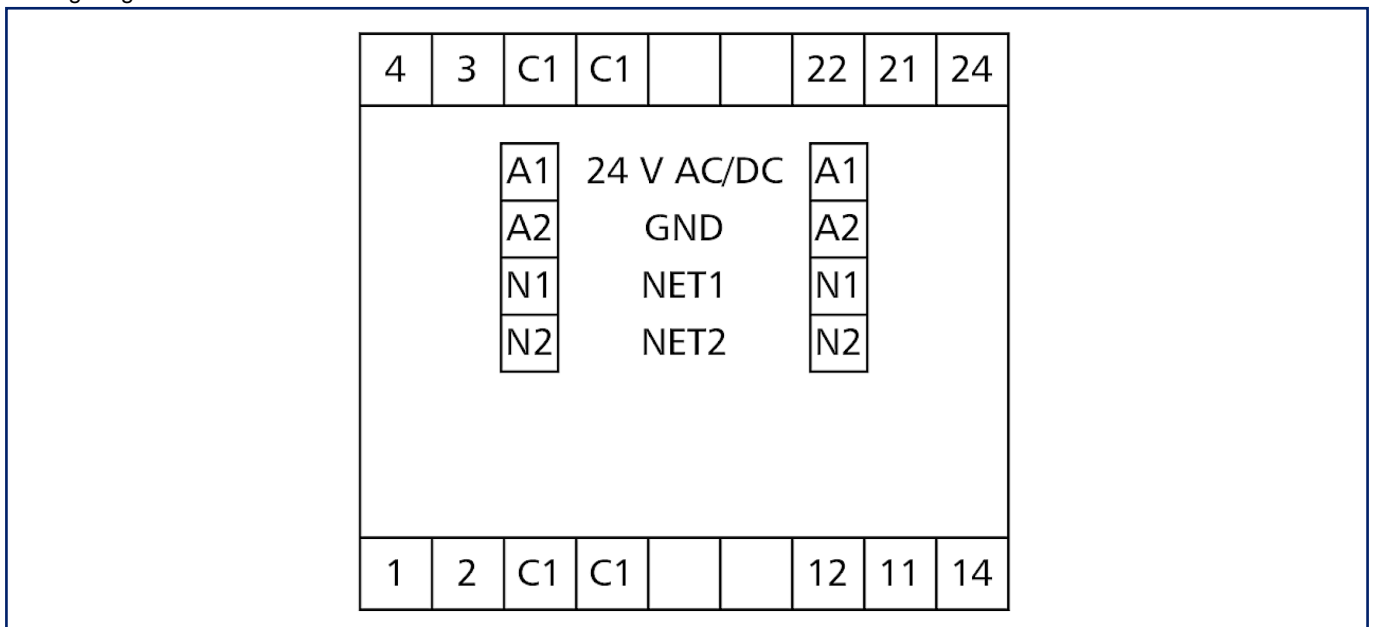
P/N	Designation
110214	U10 USB Network Interface - TP/FT-10 Channel
110369	Terminal block Type 259
11056170	Power supply NG4-F 24 V DC
11087913	LF-FAM LON
31135104	Typ 135 RIACON 135_3.5

## Illustrations

Dimensional drawing



Wiring diagram



**Illustrations**

Principle diagram

