

Data sheet

ST095xxHDNN AST095

P/N
AST095xx

xx=number of poles

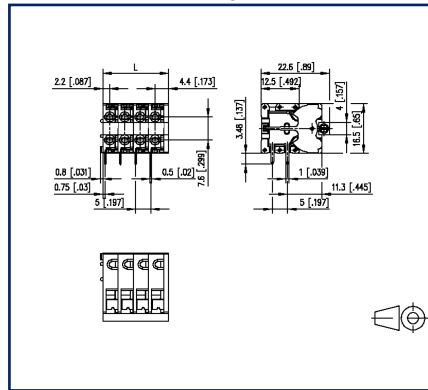
2023/07/03

Version: W

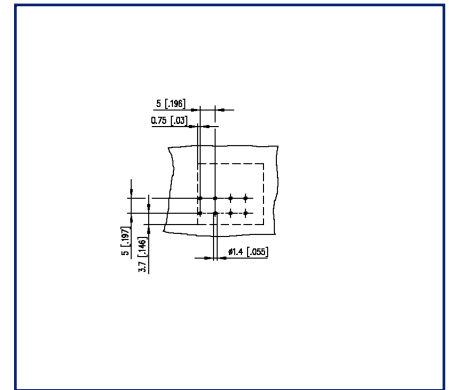
Illustrations



Dimensional drawing



Drill pattern





See enlarged drawings at the end of document

Product specification

- spring clamp terminal block, solderable, double solder pins
- centerline 5.00 mm, direction of connection 90°
- color gray
- push-button, double solder pins

Technical Data

General Data			
Solder pin length	3.48 mm		
min. number of poles	2		
max. number of poles	24		
Insulating material class	CTI 600		
clearance/creepage dist.	4.5 mm		
Protection category	IP20		
Min. insul. strip length	15 mm		
Rated current	16 A		
Overvoltage category	III	III	II
Pollution degree	3	2	2
Rated voltage	160 V	400 V	400 V
Rated test voltage	2.5 kV	2.5 kV	2.5 kV
Terminal data			
rat.wiring solid AWGmax	0.2 mm ² - 2.5 mm ² / AWG 28 - AWG 12		
rat.wiring strand.AWGmax	0.2 mm ² - 2.5 mm ² / AWG 28 - AWG 12		
Approvals			
 V / A / AWG	300 / 15 / 28 - 12		
approval UL - File No.	E121004		
 1 mm ²	250 V / 13.5 A / T60		
Material			
insulating material	PA66		
flammability class	V0		
spring material	Spring steel		
contact material	CuSn		
Contact surface	Sn		
Glow-Wire Flammability GWFI	960 °C acc. to IEC 60695-2-12		
Glow-Wire Flammability GWIT	775 °C acc. to IEC 60695-2-13		
Climatic Data			
upper limit temperature	105 °C		
lower limit temperature	-40 °C		

U | Contact

Data sheet
ST095xxHDNN AST095

Page 3/5

P/N
AST095xx
xx=number of poles
2023/07/03
Version: W

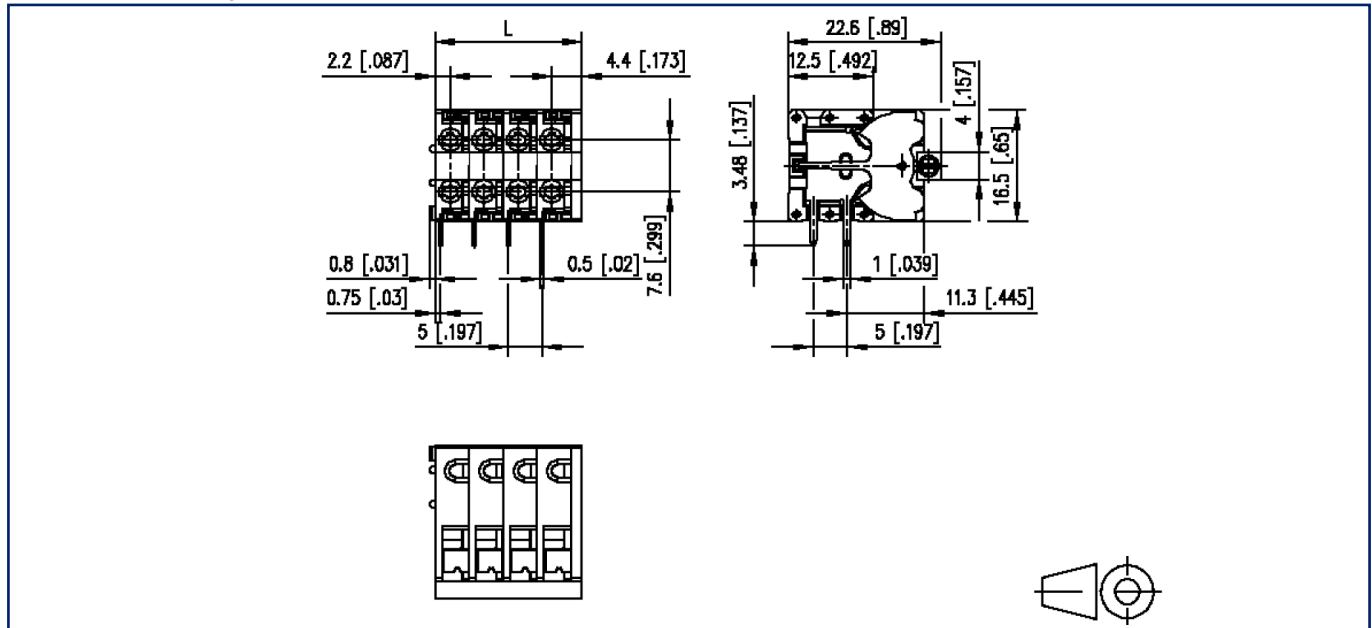
Technical Data

general

Tolerance	ISO 2768 -mH
Solderability	Acc. to JEDEC JESD22-B102E 245°C/5s

Illustrations

Dimensional drawing



$L = (\text{pole size} - 1) \times \text{centerline} + 6.6 \text{ mm} [0.26]$

© 2023 METZ CONNECT - Technische Änderungen vorbehalten! Subject to modifications! Sous réserve de modifications techniques!

Illustrations

Drill pattern

