

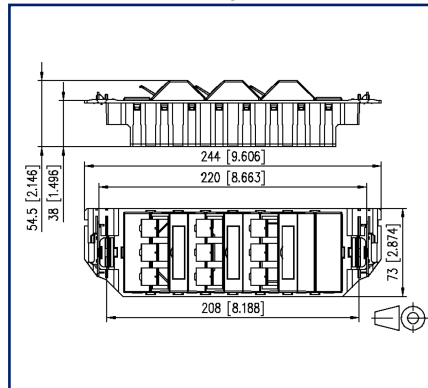
Data sheet

E-DAT subway 9 port GB3 pearl white

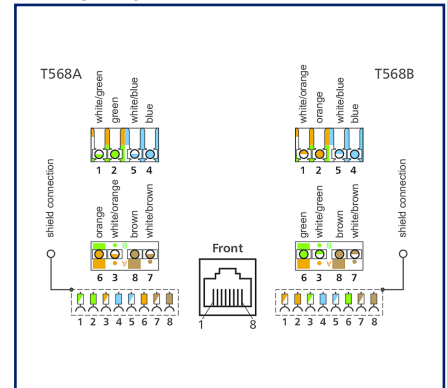
Illustrations



Dimensional drawing



Wiring diagram



See enlarged drawings at the end of document

Product specification

- termination unit for mounting in service outlets for underfloor systems
- suitable for underfloor service outlets of OBO Bettermann (Ackermann) and some types of :hager (Electraplan Solutions)
- GB3 design with E-DAT modul
- Cat.6_A component test according to ISO/IEC 11801, DIN EN 50173-1, ANSI/TIA-568.2-D and IEC 60603-7-51, GHMT certified
- compliance with class E_A according to ISO/IEC 11801, DIN EN 50173-1
- tested: Link up to 500 MHz
- suitable for 10 GBit Ethernet (IEEE 802.3an), Remote Powering (PoE, PoE plus, UPoE and 4PPoE) and HDBaseT
- easy to install connection of 2 to 4 pair data lines AWG 26/1 - 22/1 and stranded wires with 7 copper conductors AWG 26/7 - 22/7 to BTR 8-fold insulation displacement connectors (IDC)
- marking of conductor assignment to T568A and T568B
- incl. module frame, caps and dummy covers
- module plug direction 45° upwards
- with label window for enclosed identification labels
- label sheet 209 x 294 mm see accessory
- integrated dust protection covers (also colored)
- color: black device casing, pearl white covers
- variants: 3 ports, 6 ports, 9 ports, 12 ports

P | Cabling

Data sheet

Page 2/7

E-DAT subway 9 port GB3 pearl white

P/N

1309310901-E

EAN 4250184106296

2023/08/07

Version: AF

Technical Data

General Data

Fields of application	office areas
Mechanical measurement according to MICE	M1
Ingress measurement according to MICE	I1
Climatic measurement according to MICE	C1
Electromagnetic measurement according to MICE	E2
Design	wall outlet
Mounting style	GB3
Shielding	shielded
Transmission technology	Copper
Wiring	T568A and T568B
Color	pearl white RAL 1013
Dimensions	
Dimension (L x W x H)	54.5 mm x 73 mm x 244 mm
Dimension (L x W x H)	2.146 in. x 2.874 in. x 9.606 in.
Modularity	yes
Labeling option	label window with identification label
Marking option	by dust protection

Transmission characteristics

Category (ISO)	6
Class (ISO/IEC)	E _A
Category (TIA)	6
Remote Powering	yes
PoE	IEEE 802.3af
PoE plus	IEEE 802.3at
UPoE	yes
4PPoE	IEEE 802.3bt
HDBaseT	yes
Transmission rate up to 10 GBit	IEEE 802.3an



Technical Data

Connections/interfaces	
Connector technology interface 1	IDC-connection
Connector technology interface 2	RJ45-jack
Number of ports interface 2	9
Number of ports interface 2 equipped	9
Number of positions/contacts interface 1	9 x 8
Number of positions/contacts interface 2	9 x 8P/8C
Termination data, solid wire (min. - max.)	
Conductor cross section, solid wire	AWG 26/1 - AWG 22/1
Conductor cross section, solid wire	0.128 mm ² - 0.324 mm ²
Conductor diameter, solid wire (bare copper)	0.409 mm - 0.643 mm
Conductor diameter, solid wire (bare copper)	0.016 in. - 0.025 in.
Termination data, stranded wire (min. - max.)	
Conductor cross section, stranded wire	AWG 26/7 - AWG 22/7
Conductor cross section, stranded wire	0.141 mm ² - 0.355 mm ²
Conductor diameter, stranded wire (bare copper)	0.483 mm - 0.762 mm
Conductor diameter, stranded wire (bare copper)	0.019 in. - 0.03 in.
Elektrische/ Optische Eigenschaften	
Current carrying capacity	1 A
Contact resistance	max. 20 mOhm
Insulation resistance	min. 500 MOhm
Dielectric strength conductor-conductor (secondary)	min. 1000 V DC
Mechanical data	
Insertion and withdrawal force	max. 30 N
Position/mounting of latch standard installation position	top
Materials and material properties	
Material - Housing	GD-Zn (zinc die-cast)
Material - Cover part(s)	ABS
Material - Supporting frame	GD-Zn (zinc die-cast)
Material - Label window	ABS, transparent
Material - Dust protection	ABS
Material - Contact	CuSn (tin bronze)

P | Cabling

Data sheet

Page 4/7

E-DAT subway 9 port GB3 pearl white

P/N

1309310901-E

EAN 4250184106296

2023/08/07

Version: AF

Technical Data

Materials and material properties

Material - Contact finish	Ni + Au (nickel-gold)
Material - Contact carriers	PA 6.6
Material - Finish	Ni (nickel)
RoHS	compliant

Environmental conditions

Temperature (min. - max.)	
Temperature - Storage °C	-40 °C - 70 °C
Temperature - Storage °F	-40 °F - 158 °F
Temperature - Operating °C	-40 °C - 70 °C
Temperature - Operating °F	-40 °F - 158 °F
Rapid change of temperature	-40°C / -40°F - +70°C / 158°F / 25 cycles t=30 min
Damp heat	+25°C / +77°F / +65°C / +149°F / 93% RH // -10°C / -14°F / 21 cycles
Flowing mixed gas	+25 °C / +77°F / 73% RH / 4 days, H2S / SO2
Vibration	50 m/s ²
Shock	250 m/s ²

Certifications

GHMT Type Approval		Component
Approvals		
UL listed (file no.)		DUXR.E178484

Standards/Regulations

Generic cabling systems	
General requirements	ANSI/TIA-568
Connectors for electronic equipment	
Free and fixed connectors	DIN EN 60603-7-51:2011-01

P | Cabling

Data sheet

Page 5/7

E-DAT subway 9 port GB3 pearl white

P/N

1309310901-E

EAN 4250184106296

2023/08/07

Version: AF

Technical Data

Standards/Regulations

Connectors for electronic equipment - Tests and measurements

Test standard for connectors (engaging and separating connectors under electrical load)	DIN-EN 60512-99-001, Pg. UEL1
Endurance tests	IEC 60512-9-3: 03-2009
Interference proof	
Immunity for industrial environments	DIN EN 61000-6-2:2006-03
Climate tests	IEC 60512-11

Classifications

ETIM 5.0	EC001264
ETIM 6.0	EC001264
ETIM 7.0	EC001264
ETIM 8.0	EC001264
ETIM 9.0	EC001264

Packing details

Type of packaging	1 pc(s) / plastic bag
Packaging unit - Weight (gram)	628 g
Packaging unit - Weight (pound)	1.38 lb
Packaging dimension	160 mm x 100 mm x 380 mm
Packaging dimension	6.299 in. x 3.937 in. x 14.961 in.

P | Cabling

Data sheet

Page 6/7

E-DAT subway 9 port GB3 pearl white

P/N

1309310901-E

EAN 4250184106296

2023/08/07

Version: AF

Accessories

P/N	Designation
1309310099-I	GB fastening kit PUK
1309320001-I	Subway blind cover
1309320301-E	Subway 3 port cover
1309330300-E	Subway 3 port module frame
1309380101-I	Subway DIN device frame
816979-0103-I	Dust protection covers for Modul patch panels subway / REG gray
816979-0105-I	Dust protection covers for Modul patch panels subway / REG yellow
816979-0106-I	Dust protection covers for Modul patch panels subway / REG blue
816979-0107-I	Dust protection covers for Modul patch panels subway / REG green
816979-0108-I	Dust protection covers for Modul patch panels subway / REG red
899650-01	Label sheet for wall outlets



P | Cabling

Data sheet

Page 7/7

E-DAT subway 9 port GB3 pearl white

P/N

1309310901-E

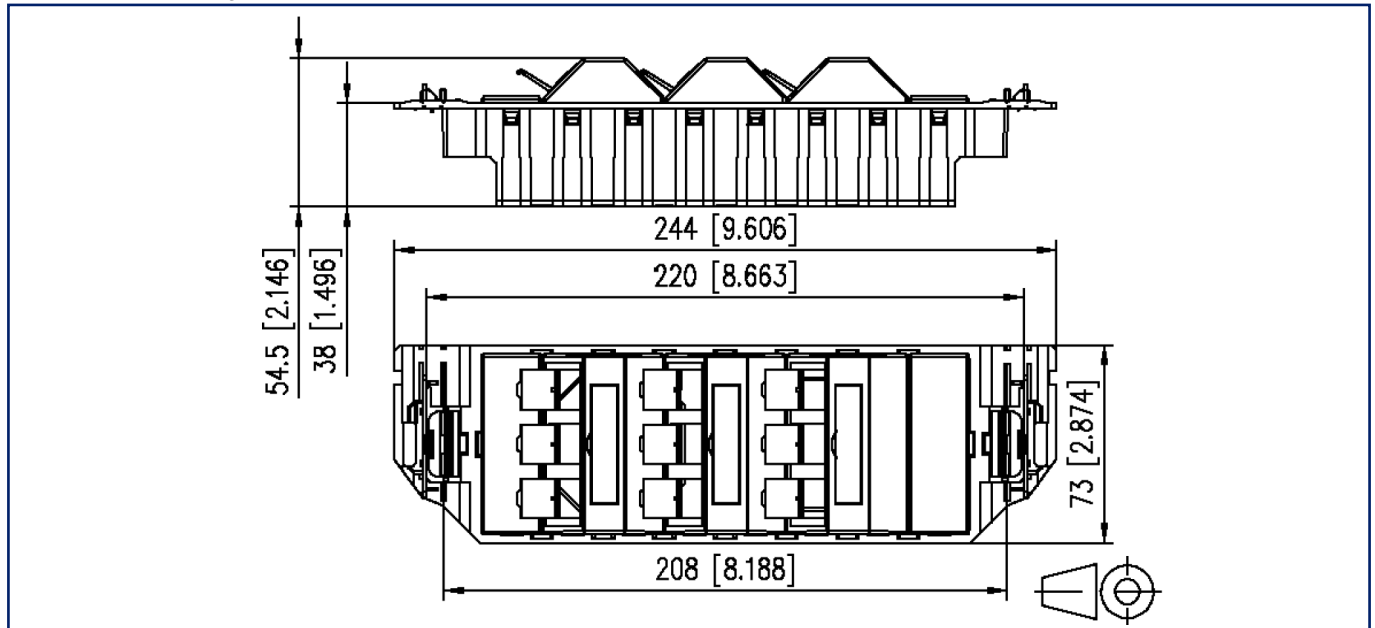
EAN 4250184106296

2023/08/07

Version: AF

Illustrations

Dimensional drawing



Wiring diagram

