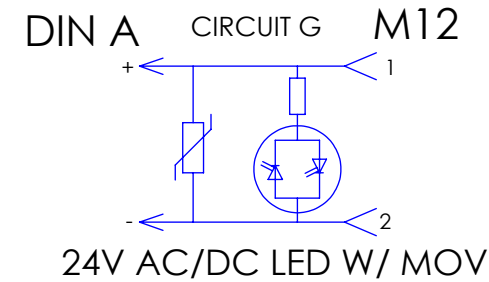
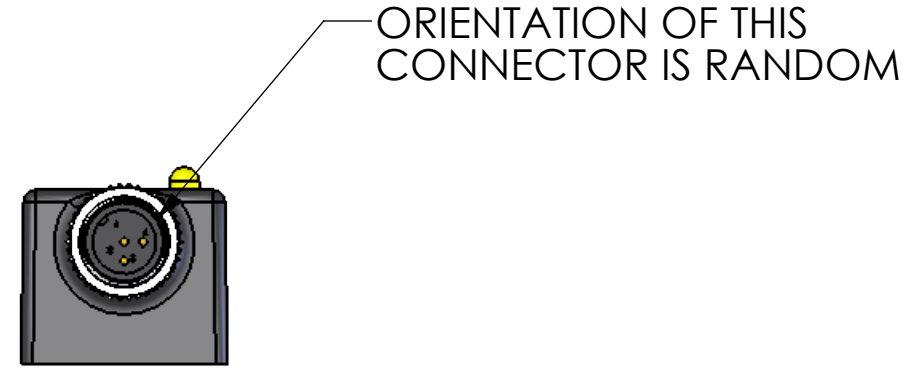
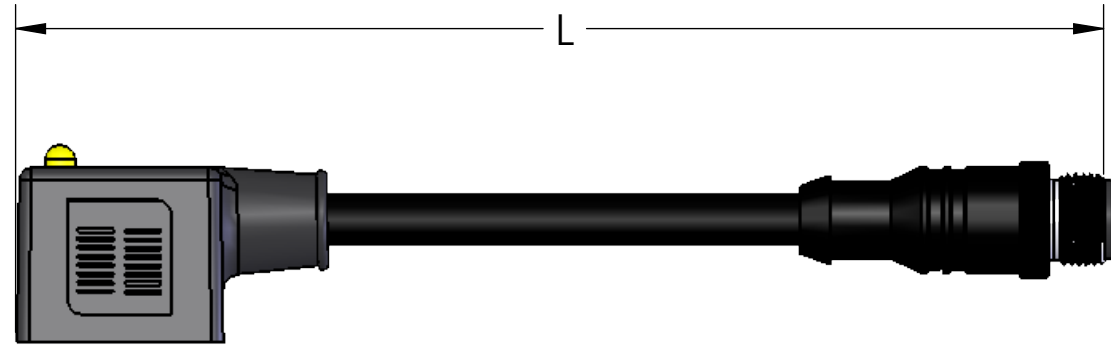


WIRING		MDC
DIN		
1	BROWN	4
2	BLUE	3
GND	GRN/YEL	5
		1&2 NOT USED

REVISIONS			
REV.	DESCRIPTION	DATE	APPROVED
A	REDRAWN IN SW	8/2/2006	BEM



P/N	L	STD?
VAG-120-3501	1M	NO
VAG-220-3501	2M	YES
VAG-320-3501	3M	NO
VAG-420-3501	4M	NO
VAG-520-3501	5M	YES
VAG-620-3501	6M	NO
VAG-A20-3501	10M	YES

MATERIAL	
<b>DIN CONNECTOR</b>	
BODY:	BLACK POLYAMIDE
CONTACTS:	COPPER ALLOY W/ SILVER PLATED
GASKET:	THERMOPLASTIC RUBBER
SCREW:	STEEL ZINC PLATE
<b>MDC CONNECTOR</b>	
BODY:	BLACK PVC
CONTACTS:	COPPER ALLOY W/ GOLD PLATING
COUPLING NUT:	NICKEL PLATED BRASS
CABLE:	BLACK PVC, 4 X 18 AWG
IP65	

**PROPRIETARY AND CONFIDENTIAL**  
 THE INFORMATION CONTAINED IN THIS DRAWING IS THE SOLE PROPERTY OF MENCOM CORPORATION. ANY REPRODUCTION IN PART OR AS A WHOLE WITHOUT THE WRITTEN PERMISSION OF MENCOM CORPORATION IS PROHIBITED.

VOLTS	
AMPS	
SPECIFICATIONS	DO NOT SCALE DRAWING

UNLESS OTHERWISE SPECIFIED:  
 DIMENSIONS ARE IN INCHES  
 TOLERANCES:  
 FRACTIONAL ± 1/64  
 ANGULAR: MACH ± 5° BEND ± 5°  
 ZERO PLACE DECIMAL ± .5  
 ONE PLACE DECIMAL ± .1  
 TWO PLACE DECIMAL ± .01  
 THREE PLACE DECIMAL ± .004

NAME	BEM
DRAWN	
CHECKED	
ENG APPR.	
MFG APPR.	
Q.A.	
COMMENTS:	

MENCOM CORPORATION		
TITLE:		
SIZE	DWG. NO.	REV
<b>B</b>	VAG-ZZ20-3501	<b>A</b>
SCALE: 1:1	WEIGHT:	SHEET 1 OF 1