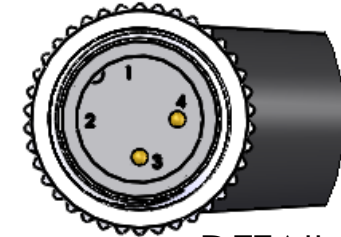
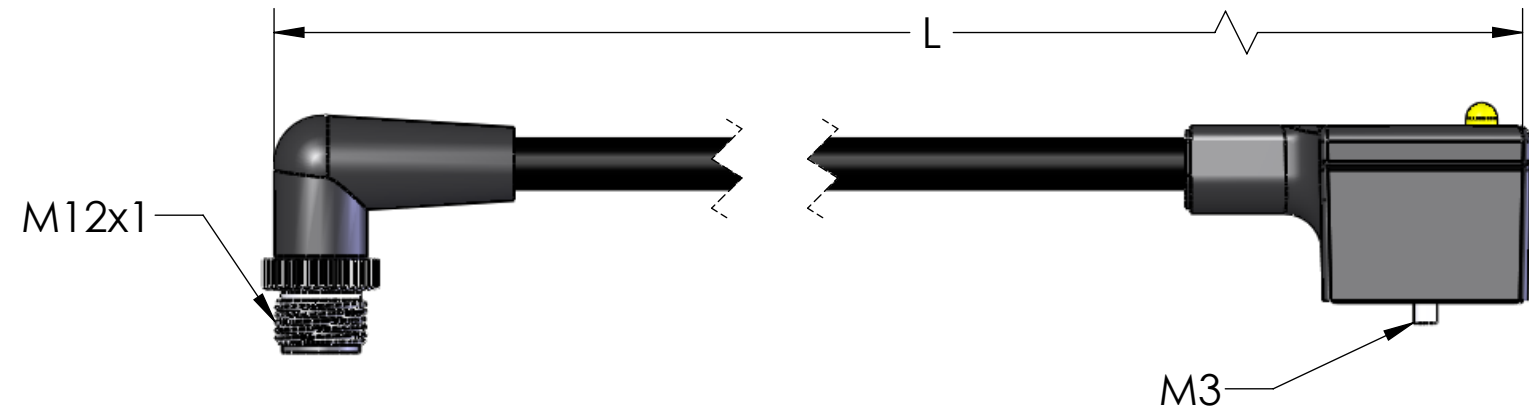


WIRING		
DIN		MDC
1	----	4
2	----	3
GND		1, 2, & 5
NOT USED		NOT USED


REVISIONS			
REV.	DESCRIPTION	DATE	APPROVED
A	DRAWN IN SW	7/30/2015	BEM



DETAIL A
SCALE 2 : 1



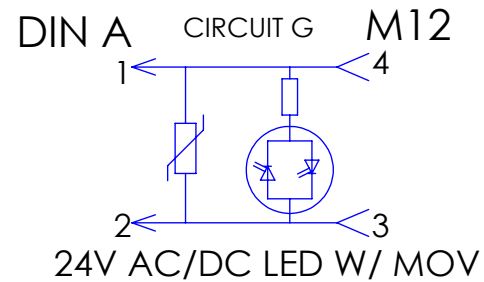
ORIENTATION OF PINS
AS SHOWN IN DETAIL A



ORIENTATION OF
PIN PLATE AS SHOWN

Gasket molded onto
face of connector

TABLE A	
P/N	L
VAG-D20-3402	12" [0.3M]
VAG-120-3402	40" [1M]
VAG-220-3402	79" [2M]
VAG-320-3402	118" [3M]
VAG-420-3402	157" [4M]
VAG-520-3402	197" [5M]
VAG-620-3402	236" [6M]



MATERIAL	
DIN CONNECTOR	
BODY:	BLACK TPE
CONTACTS:	SILVER PLATED COPPER ALLOY
SCREW:	ZINC PLATED STEEL
M12 CONNECTOR	
BODY:	BLACK PVC
CONTACTS:	GOLD PLATED COPPER ALLOY
COUPLING NUT:	NICKEL PLATED BRASS
CABLE:	BLACK PVC, 3 X 18 AWG
SEAL:	IP65

PROPRIETARY AND CONFIDENTIAL
THE INFORMATION CONTAINED IN THIS DRAWING IS THE SOLE PROPERTY OF MENCOM CORPORATION. ANY REPRODUCTION IN PART OR AS A WHOLE WITHOUT THE WRITTEN PERMISSION OF MENCOM CORPORATION IS PROHIBITED.

UNLESS OTHERWISE SPECIFIED:		NAME
DIMENSIONS ARE IN INCHES AND [MM]	DRAWN	JJH
	CHECKED	
	ENG APPR.	
	MFG APPR.	
	Q.A.	
	COMMENTS:	
INTERPRET GEOMETRIC TOLERANCING PER:		
MATERIAL		
FINISH		
APPLICATION	DO NOT SCALE DRAWING	

MENCOM CORPORATION		
TITLE:		
SIZE	DWG. NO.	REV
B	VAG-ZZ20-3402	A
SCALE: 1:1	WEIGHT:	SHEET 1 OF 1