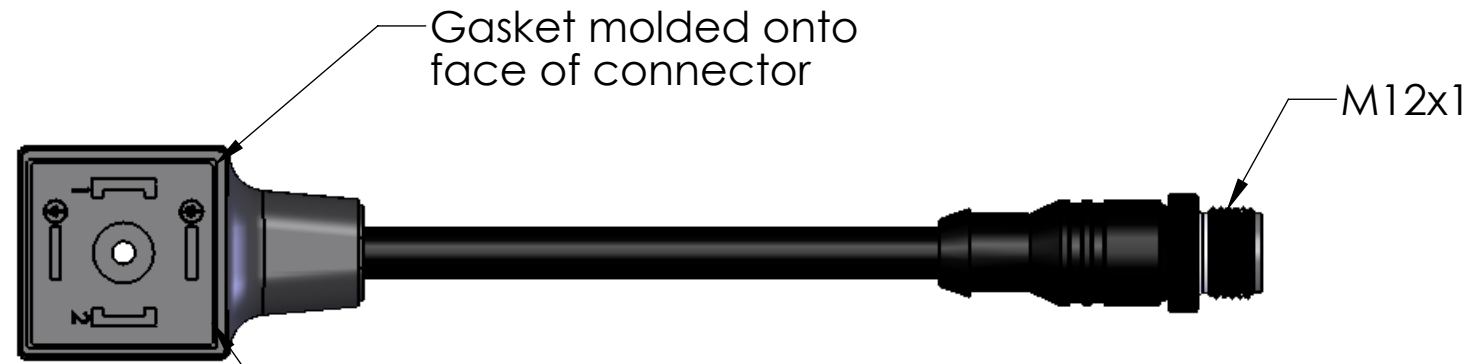
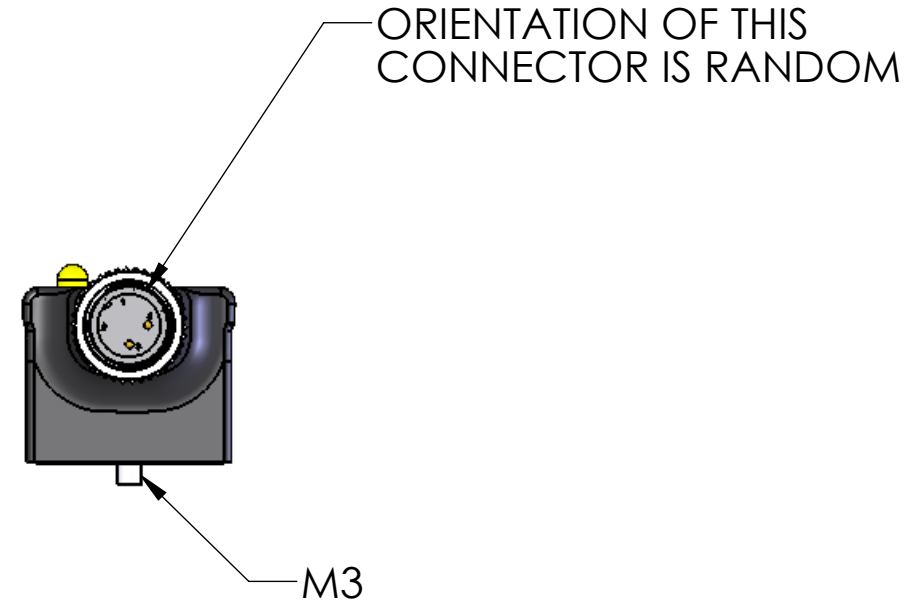
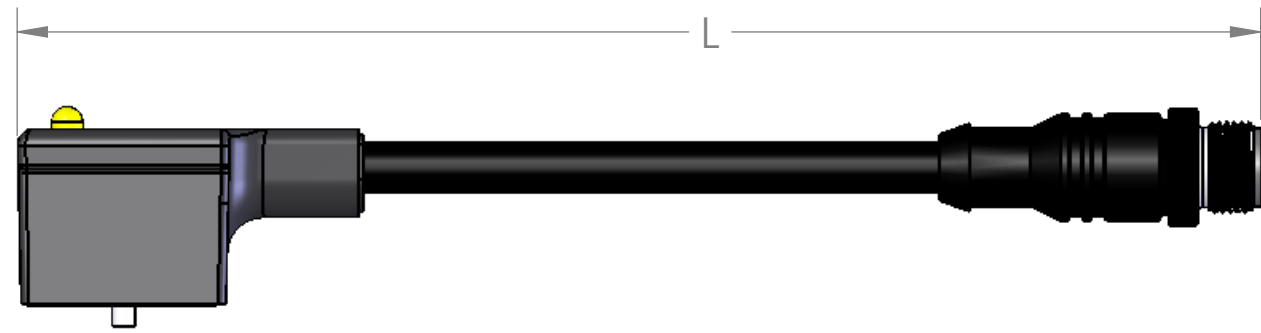
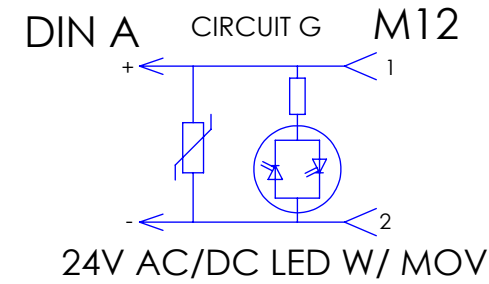


WIRING		
DIN		MDC
1	----	4
2	----	3
GND		1, 2, & 5
NOT USED		NOT USED

REVISIONS			
REV.	DESCRIPTION	DATE	APPROVED
A	DRAWN IN SW	8/19/2014	BEM



ORIENTATION OF PINPLATE AS SHOWN



P/N	L
VAG-D20-3401	12.5" [0.3M]
VAG-120-3401	40" [1M]
VAG-220-3401	79" [2M]
VAG-320-3401	118" [3M]
VAG-420-3401	157" [4M]
VAG-520-3401	197" [5M]
VAG-620-3401	236" [6M]

MATERIAL	
<b>DIN CONNECTOR</b>	
BODY:	BLACK TPE
CONTACTS:	SILVER PLATED COPPER ALLOY
SCREW:	ZINC PLATED STEEL
<b>M12 CONNECTOR</b>	
BODY:	BLACK PVC
CONTACTS:	GOLD PLATED COPPER ALLOY
COUPLING NUT:	NICKEL PLATED BRASS
CABLE:	BLACK PVC, 4 X 18 AWG
SEAL:	IP65

**PROPRIETARY AND CONFIDENTIAL**  
 THE INFORMATION CONTAINED IN THIS DRAWING IS THE SOLE PROPERTY OF MENCOM CORPORATION. ANY REPRODUCTION IN PART OR AS A WHOLE WITHOUT THE WRITTEN PERMISSION OF MENCOM CORPORATION IS PROHIBITED.

VOLTS	24V
AMPS	N/A
TEMP	80C
APPLICATION	DO NOT SCALE DRAWING

UNLESS OTHERWISE SPECIFIED: DIMENSIONS ARE IN INCHES AND [MM]	NAME DRAWN JJH
INTERPRET GEOMETRIC TOLERANCING PER: MATERIAL	CHECKED
FINISH	ENG APPR.
	MFG APPR.
	Q.A.
	COMMENTS:

MENCOM CORPORATION		
TITLE:		
SIZE <b>B</b>	DWG. NO. VAG-ZZ20-3401	REV <b>A</b>
SCALE: 1:1	WEIGHT:	SHEET 1 OF 1