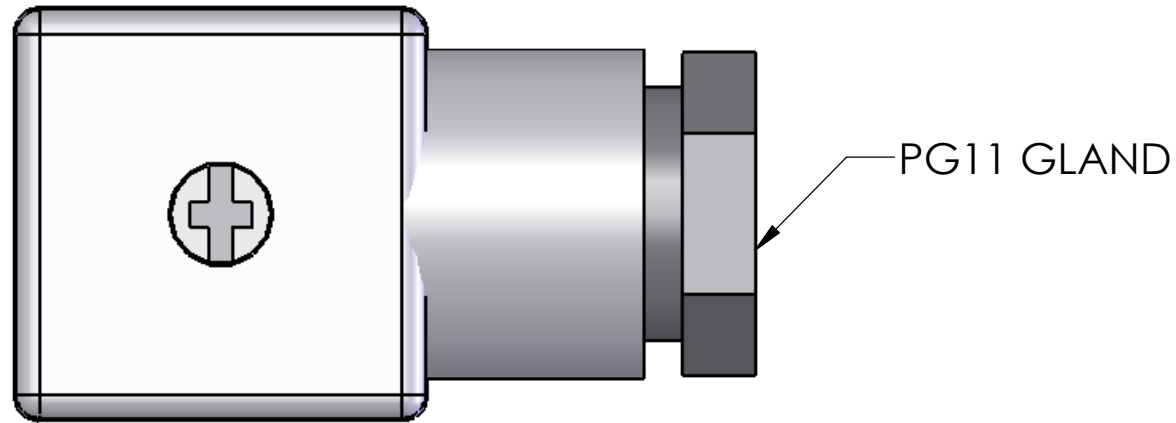
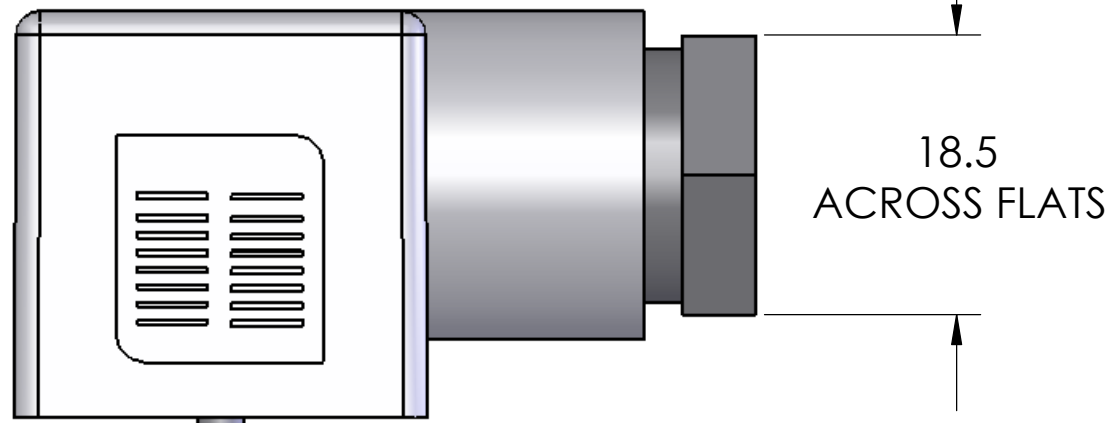


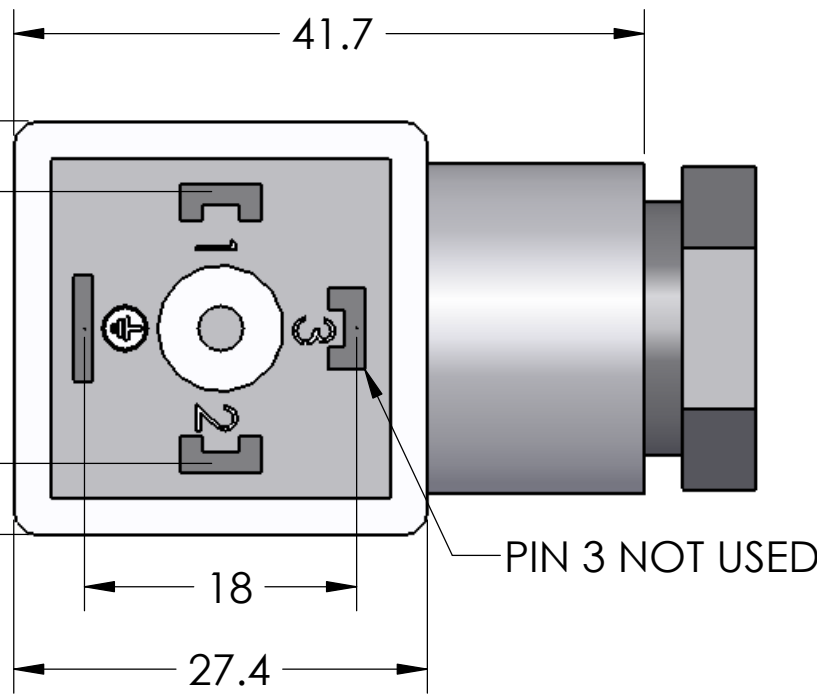
REVISIONS			
REV.	DESCRIPTION	DATE	APPROVED
A	REDRAWN IN SW	2/9/2005	



PG11 GLAND



18.5  
ACROSS FLATS



M3

41.7

27.4  
18

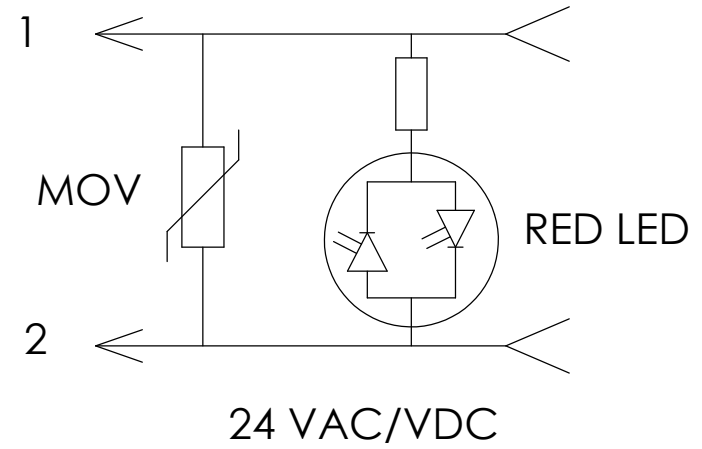
18

27.4

PIN 3 NOT USED

GASKET INCLUDED  
BUT NOT SHOWN

**PROPRIETARY AND CONFIDENTIAL**  
THE INFORMATION CONTAINED IN THIS DRAWING IS THE SOLE PROPERTY OF MENCOM CORPORATION. ANY REPRODUCTION IN PART OR AS A WHOLE WITHOUT THE WRITTEN PERMISSION OF MENCOM CORPORATION IS PROHIBITED.



RATINGS:	
VOLTAGE:	24 VAC/VDC
AMPERAGE:	10A MAX
WIRE AWG:	18AWG MAX
CABLE DIA.:	8 - 10mm
TEMPERATURE:	-40°C / +125°C

MATERIALS:	
BODY:	TRANSPARENT POLYAMIDE
INSERT:	30% G.F. POLYAMIDE
CONTACTS:	SILVER PLATED COPPER ALLOY
GROMMET:	THERMOPLASTIC RUBBER
GASKET:	THERMOPLASTIC RUBBER
SCREW:	CHROMATED STEEL

UNLESS OTHERWISE SPECIFIED:		NAME	MENCOM CORPORATION		
DIMENSIONS ARE IN INCHES	DRAWN	BEM	TITLE:		
TOLERANCES:	CHECKED				
FRACTIONAL ±1/64	ENG APPR.				
ANGULAR: MACH ±5° BEND ±5°	MFG APPR.				
TWO PLACE DECIMAL ±.01	Q.A.		SIZE	DWG. NO.	REV
THREE PLACE DECIMAL ±.004	COMMENTS:		<b>B</b>	VAG-021-00	<b>A</b>
MATERIAL			SCALE: 2:1	WEIGHT:	SHEET 1 OF 1
FINISH					
DO NOT SCALE DRAWING					