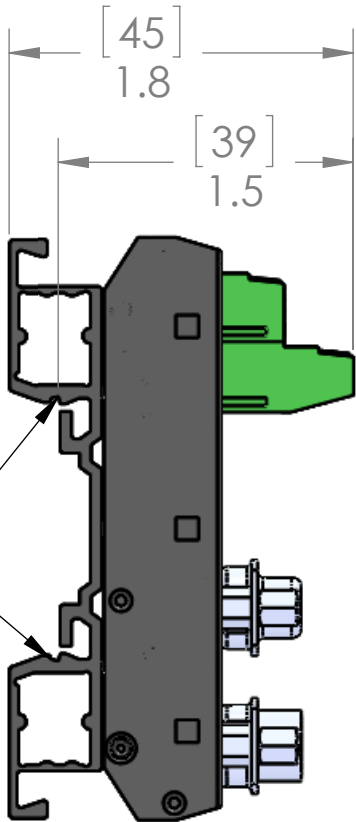
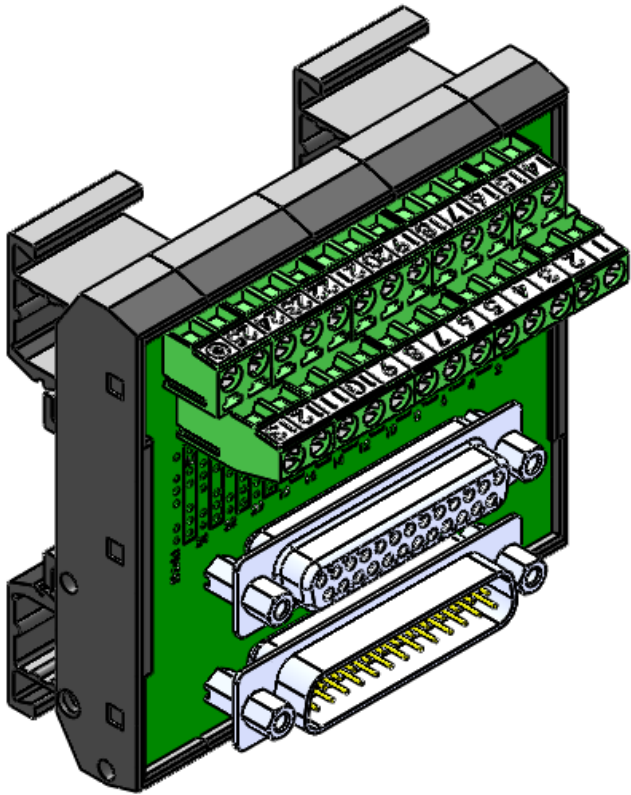


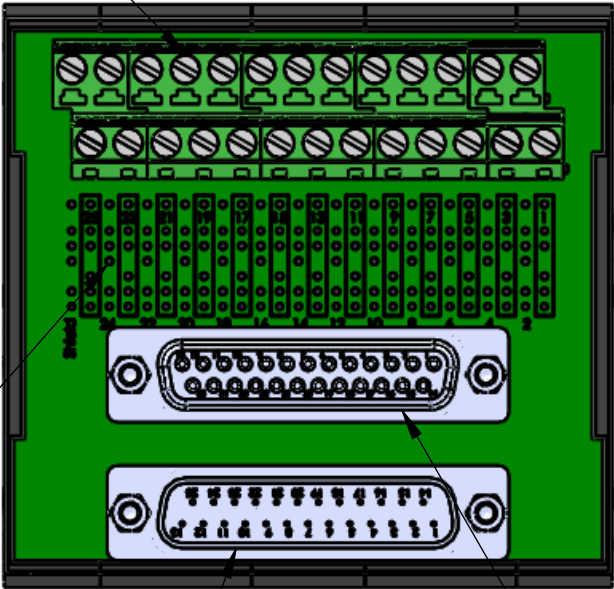
WIRING		
DB9M	DB9F	TERMINAL BLOCK
1	1	1
2	2	2
3	3	3
4	4	4
etc.	etc.	etc.
22	22	22
23	23	23
24	24	24
25	25	25
SHIELD	SHIELD	SHIELD



T35 DIN Rail  
snaps in here

TERMINAL BLOCK  
(Screw terminals)

Series of 1mm  
holes in parallel  
with corresponding  
pins and shield.



DB25 MALE

DB25 FEMALE

REVISIONS			
REV.	DESCRIPTION	DATE	APPROVED
A	DRAWN IN SW	7/16/2014	JJH

MATERIALS:	
BODY:	BLACK NYLON

PROPRIETARY AND CONFIDENTIAL  
THE INFORMATION CONTAINED IN THIS  
DRAWING IS THE SOLE PROPERTY OF  
MENCOM CORPORATION. ANY  
REPRODUCTION IN PART OR AS A WHOLE  
WITHOUT THE WRITTEN PERMISSION OF  
MENCOM CORPORATION IS  
PROHIBITED.

VOLTS	250V
AMPS	1.5A
APPLICATION	DO NOT SCALE DRAWING

UNLESS OTHERWISE SPECIFIED: DIMENSIONS ARE IN INCHES AND [MM]	DRAWN	NAME
	CHECKED	BEM
	ENG APPR.	
	MFG APPR.	
	Q.A.	
	COMMENTS:	

MENCOM CORPORATION		
TITLE:		
SIZE	DWG. NO.	REV
B	T35-DB25MF-TB	A
SCALE: 1:1	WEIGHT:	SHEET 1 OF 1