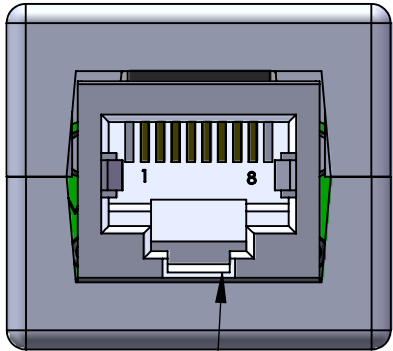
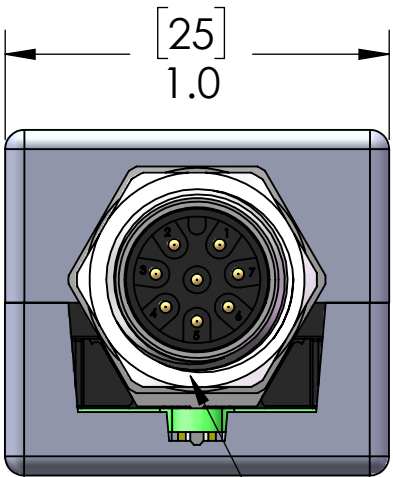
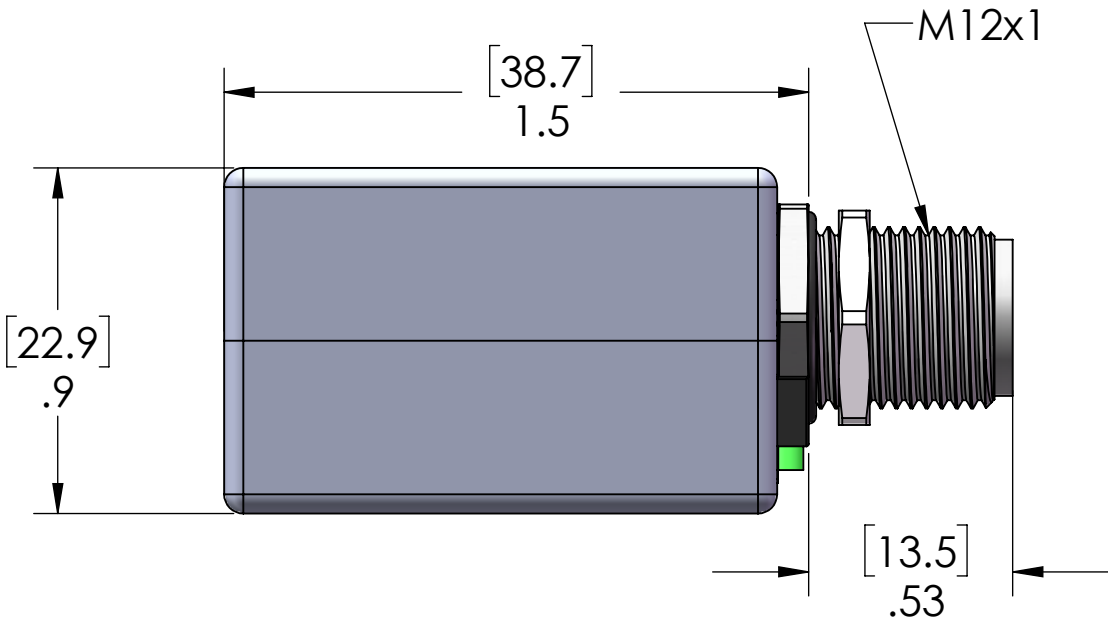


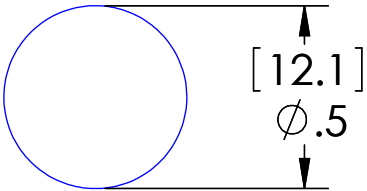
WIRING		
RJ45	FUNCTION	MDE45
1	WHT/BLU	5
2	WHT/BRW	7
3	BROWN	8
4	ORANGE	2
5	WHT/GRN	3
6	WHT/ORG	1
7	BLUE	4
8	GREEN	6
SHIELD	-----	SHELL



Cat 5 RJ45



MDE45 Conn.



Panel Cut-Out

Note: The shield of the RJ45 connector is electrically connected to the shell of the MDE45 Connector. If this connection is not desired, consult factory for the part number for one that is not connected.

MATERIALS:	
HOUSING:	PBT
MDE45 CPLG:	NICKEL PLATED BRASS
RJ45:	CAT 5e
CONTACTS:	GOLD PLATED COPPER ALLOY

PROPRIETARY AND CONFIDENTIAL  
THE INFORMATION CONTAINED IN THIS DRAWING IS THE SOLE PROPERTY OF MENCOM CORPORATION. ANY REPRODUCTION IN PART OR AS A WHOLE WITHOUT THE WRITTEN PERMISSION OF MENCOM CORPORATION IS PROHIBITED.

VOLTS	42
AMPS	1.5
TEMP:	80

UNLESS OTHERWISE SPECIFIED:  DIMENSIONS ARE IN INCHES AND [MM]	DRAWN BY	JJH
	DRAWN DATE	12/07/2018
	CHECKED BY	ADM
	CHECK DATE	08/12/2019
	COMMENTS:	
MATERIAL		
FINISH		
DO NOT SCALE DRAWING		

MENCOM CORPORATION		
TITLE:		
MDE45-8 TO RJ45 ADAPTER		
SIZE	DWG. NO.	REV
B	MDE45RJ-8MFR-BM	B
SCALE: 2:1	WEIGHT:	SHEET 1 OF 1