

| WIRING | | |
|--------|-------|-------|
| PIN # | | PIN # |
| 1 | ----- | 1 |
| 2 | ----- | 2 |
| 3 | ----- | 3 |
| 4 | ----- | 4 |

| REVISIONS | | | |
|-----------|-------------|-----------|----------|
| REV. | DESCRIPTION | DATE | APPROVED |
| A | DRAWN IN SE | 1/13/2015 | BEM |

D

D

C

C

B

B

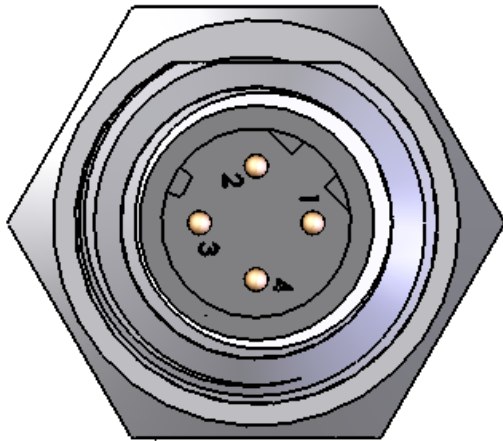
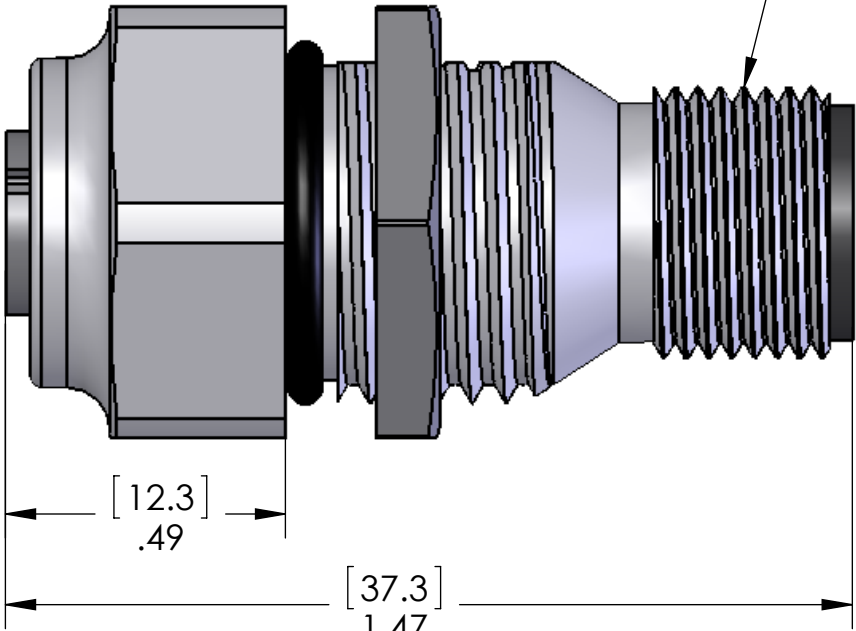
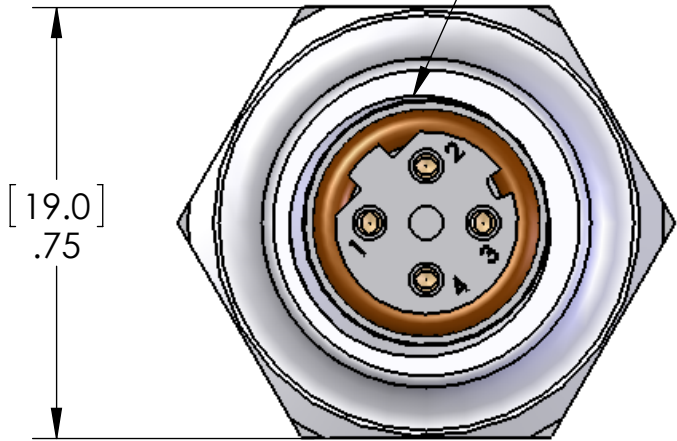
A

A

| MATERIALS | |
|-----------|--------------------------|
| | |
| BODY: | NICKEL PLATED BRASS |
| CONTACTS: | GOLD PLATED COPPER ALLOY |
| INSERT: | POLYAMIDE |
| O-RING: | FPM & NBR |
| NUT: | NICKEL PLATED BRASS |

M12x1
FEMALE
THREAD

M12x1
MALE
THREAD



RECOMMENDED
CUT-OUT

[16.2]
Ø.64

[7.2]
.28

PROPRIETARY AND CONFIDENTIAL
THE INFORMATION CONTAINED IN THIS
DRAWING IS THE SOLE PROPERTY OF
MENCOM CORPORATION. ANY
REPRODUCTION IN PART OR AS A WHOLE
WITHOUT THE WRITTEN PERMISSION OF
MENCOM CORPORATION IS
PROHIBITED.

| | |
|-------|------|
| VOLTS | 300V |
| AMPS | 4A |
| TEMP | 105C |

APPLICATION

UNLESS OTHERWISE SPECIFIED:
DIMENSIONS ARE IN INCHES
AND [MM]

INTERPRET GEOMETRIC
TOLERANCING PER:

MATERIAL

FINISH

DO NOT SCALE DRAWING

| NAME | JJH |
|-----------|-----|
| DRAWN | |
| CHECKED | |
| ENG APPR. | |
| MFG APPR. | |
| Q.A. | |
| COMMENTS: | |

MENCOM CORPORATION

TITLE:
D CODED M-F PASS THRU

| | | |
|----------|---------------|----------|
| SIZE | DWG. NO. | REV |
| B | MDE45-4MFR-TM | A |

| | | |
|------------|---------|--------------|
| SCALE: 3:1 | WEIGHT: | SHEET 1 OF 1 |
|------------|---------|--------------|