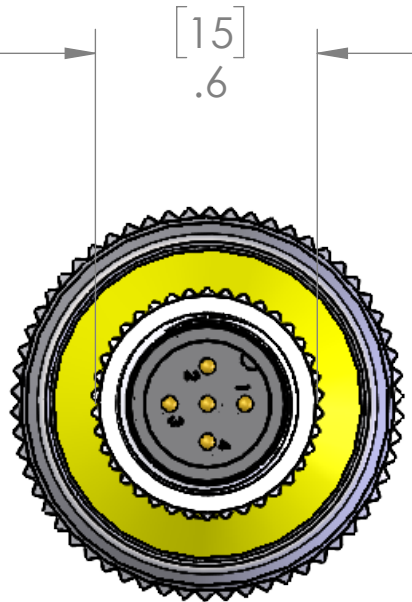
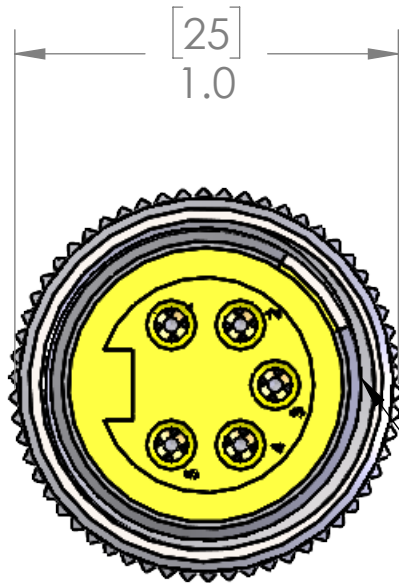
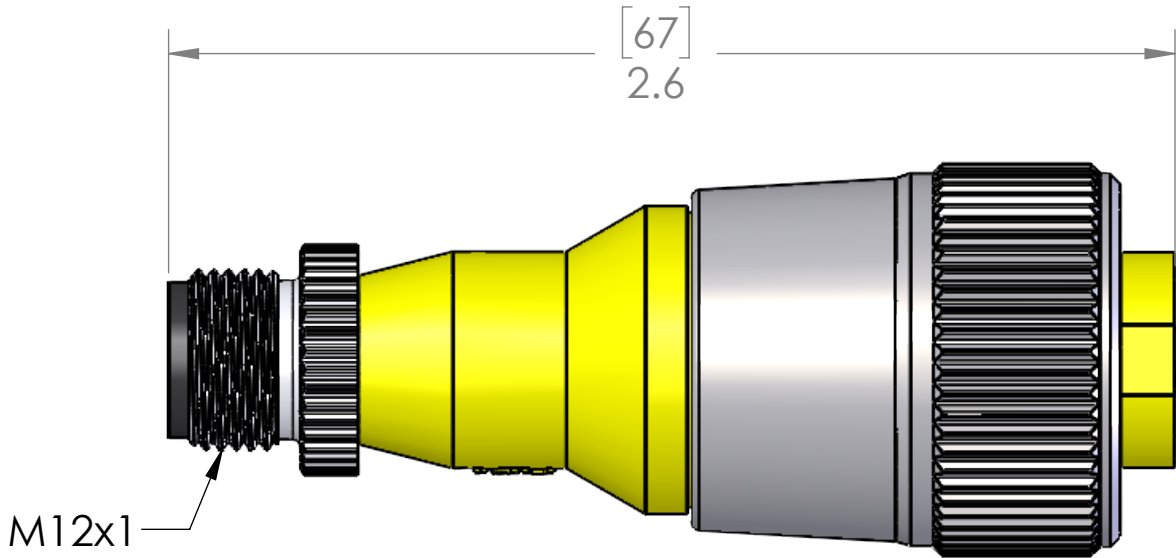


MDC	Wiring	MIN
PIN #		PIN #
1	-----	4
2	-----	5
3	-----	2
4	-----	1
5	-----	3



MDC Connector



MIN Connector

MATERIALS	
BODY:	YELLOW PVC
CONTACTS:	GOLD PLATED COPPER ALLOY
WIRES:	
STYLE:	UL 1007/1569
AWG:	18 AWG
JACKET:	PVC
VOLTAGE:	300V
COUPLING:	NICKEL PLATED BRASS
INSERTS:	POLYAMIDE & YELLOW PVC
O-RING:	N/A
RATINGS	
PROTECTION CLASS:	UL TYPE 4 & 12, IEC IP69

**PROPRIETARY AND CONFIDENTIAL**  
THE INFORMATION CONTAINED IN THIS DRAWING IS THE SOLE PROPERTY OF MENCOM CORPORATION. ANY REPRODUCTION IN PART OR AS A WHOLE WITHOUT THE WRITTEN PERMISSION OF MENCOM CORPORATION IS PROHIBITED.

VOLTS	300V
AMPS	4A
TEMP:	105°C

UNLESS OTHERWISE SPECIFIED:  DIMENSIONS ARE IN INCHES AND [MM]	DRAWN BY	ADM
	DRAWN DATE	08/28/2023
	CHECKED BY	JJH
	CHECK DATE	08/29/2023
	COMMENTS:	
MATERIAL		
FINISH		
DO NOT SCALE DRAWING		

MENCOM CORPORATION		
TITLE:		
SIZE	DWG. NO.	REV
<b>B</b>	MDCIN-5MFP-AD1	<b>C</b>
SCALE: 2:1	WEIGHT:	SHEET 1 OF 1