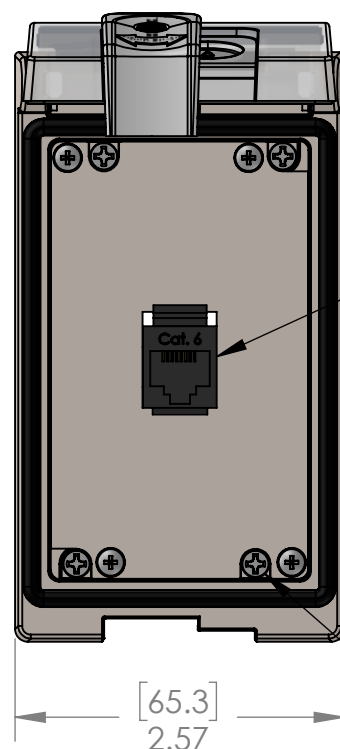
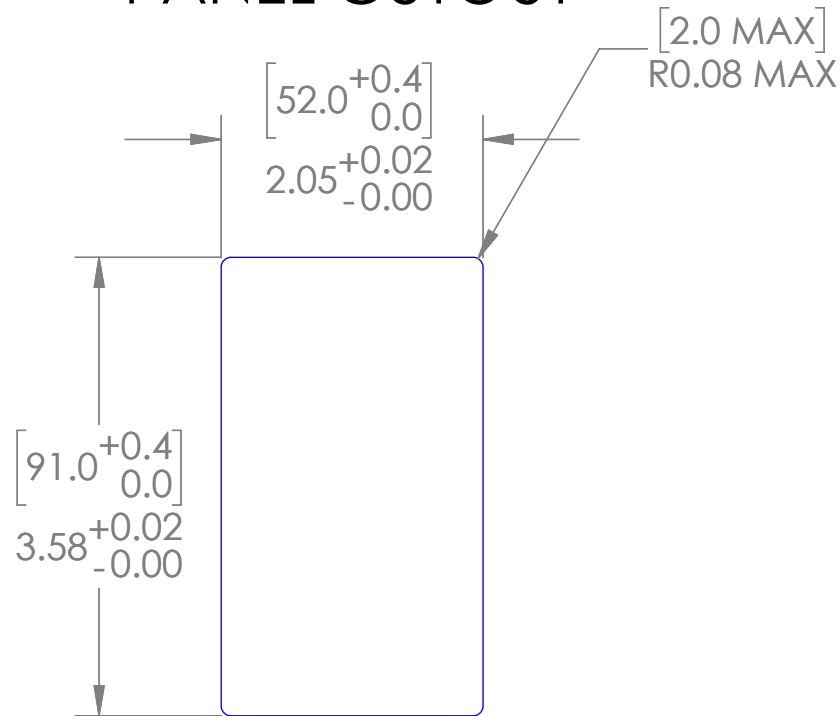


PANEL CUTOUT

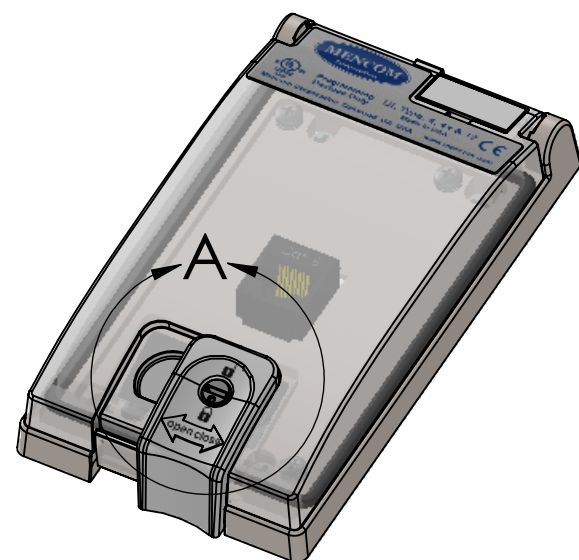
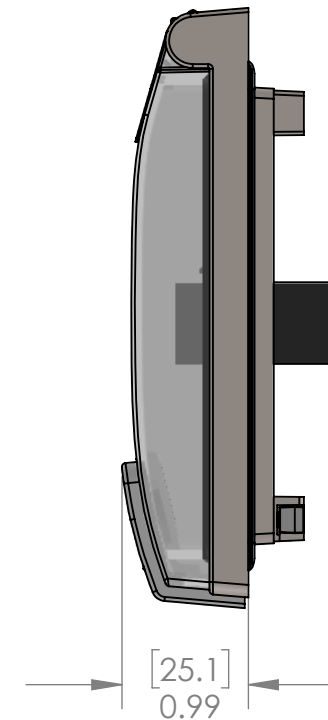
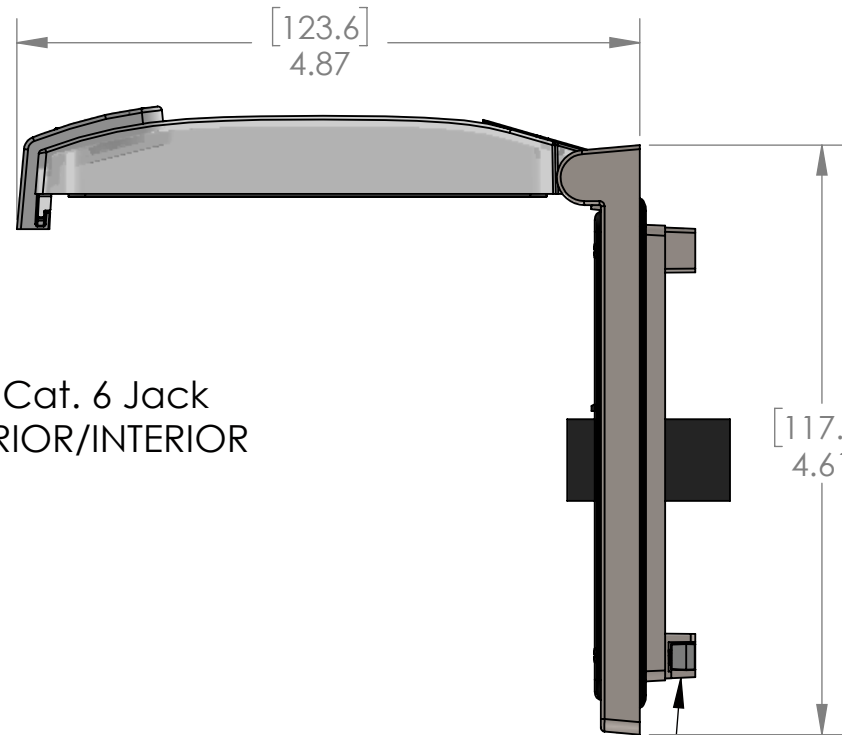


RJ45 Cat. 6 Jack
EXTERIOR/INTERIOR

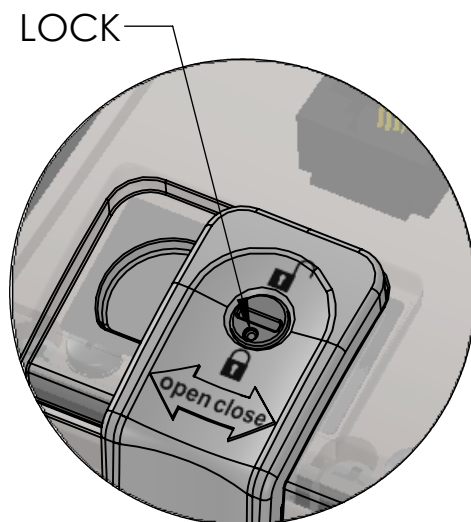
(X4) USE PH2 SCREW
DRIVER ON MOUNTING
SCREWS. (REF. MOUNTING
SCREW TORQUE)

ROTATE TWO TURNS COUNTER
CLOCKWISE TO RELEASE THE
TURN BUCKLE PRIOR TO TIGHTENING

TURN BUCKLES ROTATE 90 DEG. INTO
THEIR CLAMPING POSITION AS
MOUNTING SCREWS TIGHTEN.
DO NOT OVER-TORQUE!



SLIDE LATCH TO OPEN/CLOSE
ROTATE LOCK TO LOCK CLOSED



DETAIL A
SCALE 4 : 3



OPERATING TEMPERATURE: (-10°C / +60° C (+14° F / +140° F))

HOUSING MATERIALS	
BODY:	316 STAINLESS STEEL
GASKETS:	PUR FIPG
FRONT COVER:	POLYCARBONATE
LATCH & LOCK:	PBT

UNLESS OTHERWISE SPECIFIED:

DIMENSIONS ARE IN INCHES
AND [MM]

MATERIAL

FINISH

DO NOT SCALE DRAWING

These devices shall be mounted on enclosures having adequate strength and thickness and with adequate spacing provided. Seal rating is based on mounting to a surface that is clean, flat and smooth.

PIC RATINGS/SPECIFICATIONS

NEMA/UL EN 60529:	4, 4X, 12 IP65
PANEL THICKNESS:	5.0mm max
MOUNTING SCREW TORQUE:	0.8N-m

MENCOM CORPORATION

TITLE:
RJ45; LP1SS

SIZE	DWG. NO.	REV
B	LP1SS-RJ45	A
SCALE: 2:3	WEIGHT:	SHEET 1 OF 1

PROPRIETARY AND CONFIDENTIAL
THE INFORMATION CONTAINED IN THIS
DRAWING IS THE SOLE PROPERTY OF
MENCOM CORPORATION. ANY
REPRODUCTION IN PART OR AS A WHOLE
WITHOUT THE WRITTEN PERMISSION OF
MENCOM CORPORATION IS
PROHIBITED.