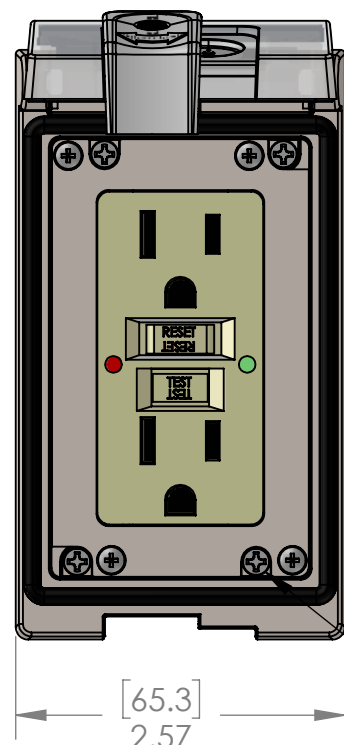
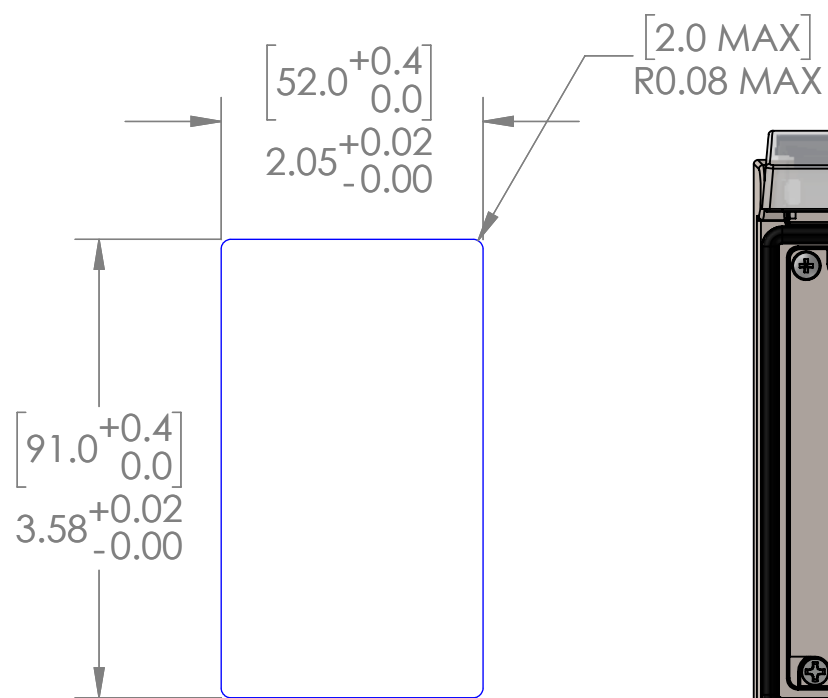


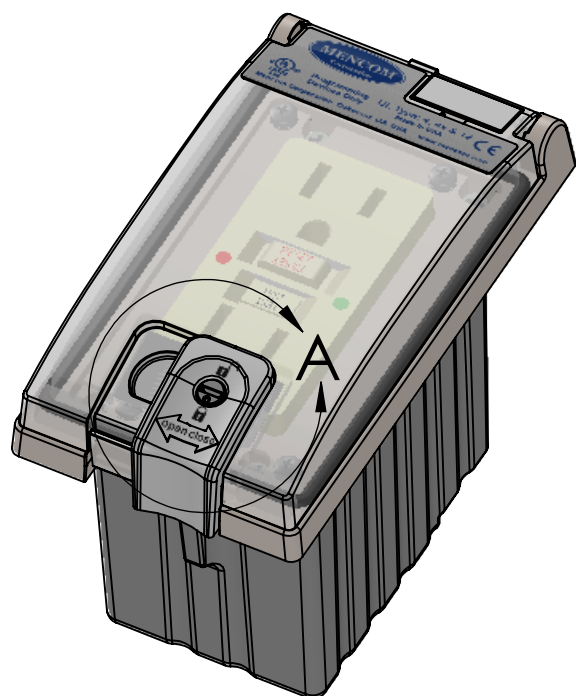
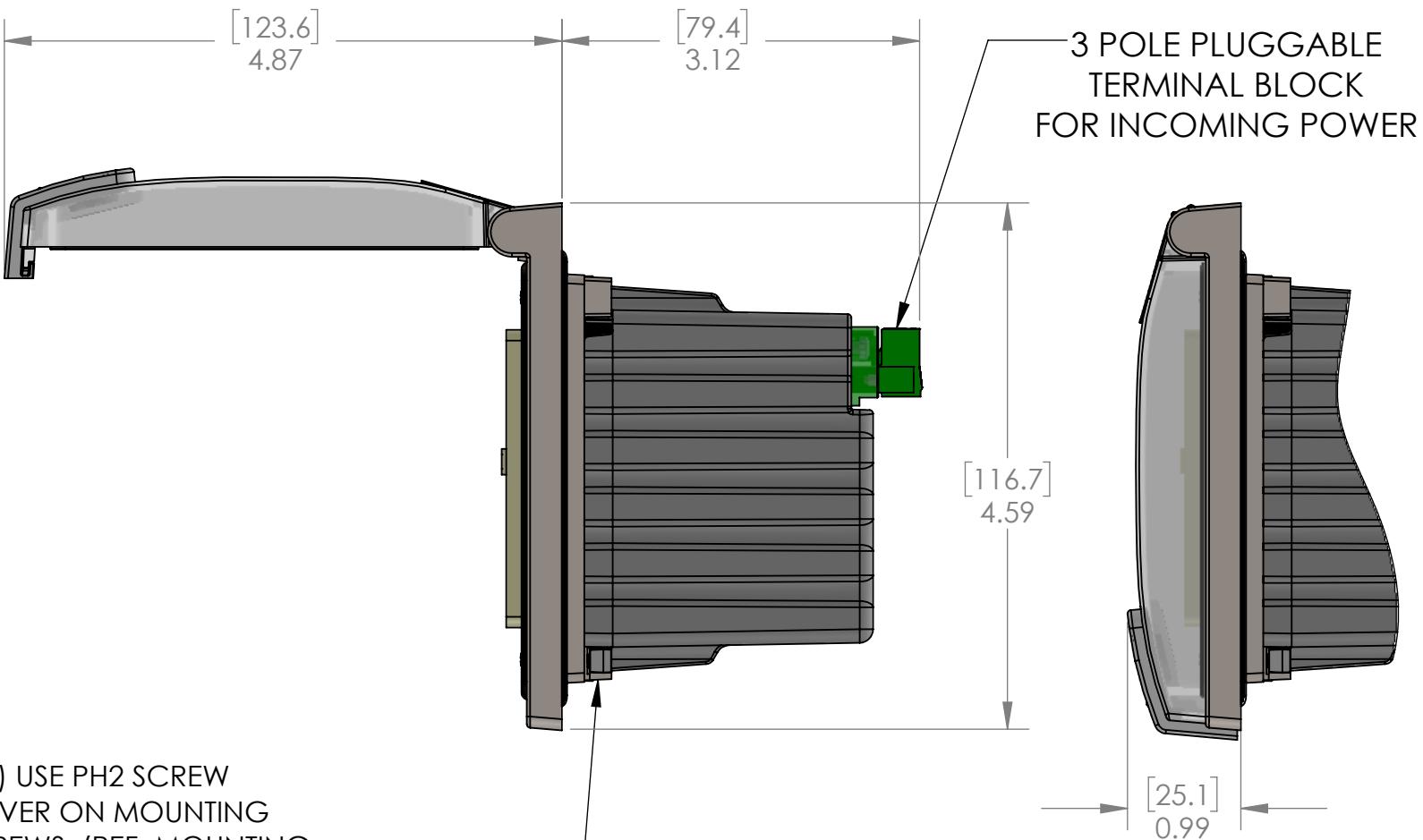
PANEL CUTOUT



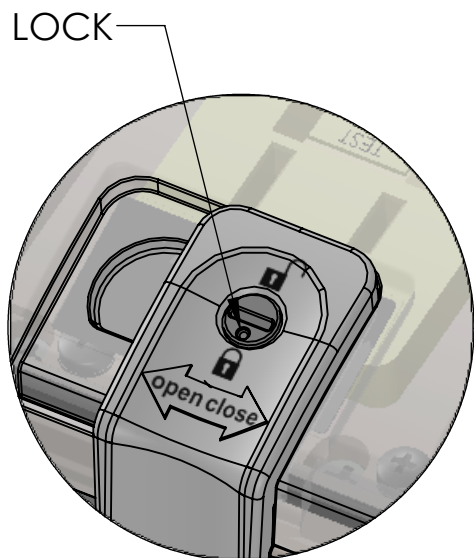
(X4) USE PH2 SCREW DRIVER ON MOUNTING SCREWS. (REF. MOUNTING SCREW TORQUE)

ROTATE TWO TURNS COUNTER CLOCKWISE TO RELEASE THE TURN BUCKLE PRIOR TO TIGHTENING

TURN BUCKLES ROTATE 90 DEG. INTO THEIR CLAMPING POSITION AS MOUNTING SCREWS TIGHTEN. DO NOT OVER-TORQUE!



SLIDE LATCH TO OPEN/CLOSE
ROTATE LOCK TO LOCK CLOSED



DETAIL A
SCALE 4 : 3

These devices shall be mounted on enclosures having adequate strength and thickness and with adequate spacing provided. Seal rating is based on mounting to a surface that is clean, flat and smooth.



PIC RATINGS/SPECIFICATIONS	
VOLTS:	125V
AMPS:	15A
SCCR:	10kA
NEMA/UL EN 60529:	4, 4X, 12 IP65
PANEL THICKNESS:	5.0mm max
MOUNTING SCREW TORQUE:	0.8N-m
TERMINAL BLOCK TORQUE:	0.5N-m
INCOMING POWER WIRE SIZE:	0.25 - 2.5 sq mm / 24-12AWG
WIRE STRIP LENGTH:	7 - 8 mm

OPERATING TEMPERATURE: (-35°C / +66° C (-30° F / +150° F))

HOUSING MATERIALS		UNLESS OTHERWISE SPECIFIED:
BODY:	316 STAINLESS STEEL	DIMENSIONS ARE IN INCHES AND [MM]
GASKETS:	PUR FIGP	
FRONT COVER:	POLYCARBONATE	
LATCH & LOCK:	PBT	
BACK COVER:	POLYPROPYLENE	

PROPRIETARY AND CONFIDENTIAL
THE INFORMATION CONTAINED IN THIS DRAWING IS THE SOLE PROPERTY OF MENCOM CORPORATION. ANY REPRODUCTION IN PART OR AS A WHOLE WITHOUT THE WRITTEN PERMISSION OF MENCOM CORPORATION IS PROHIBITED.

MATERIAL	FINISH

DO NOT SCALE DRAWING

DRAWN BY:	DCG
DRAWN DATE:	11/07/2023
CHECKED BY:	JJH
CHECK DATE:	11/09/2023

COMMENTS:

MENCOM CORPORATION

TITLE:
GFCI; LP1SS

SIZE	DWG. NO.	REV
B	LP1SS-GF	A
SCALE: 2:3	WEIGHT:	SHEET 1 OF 1