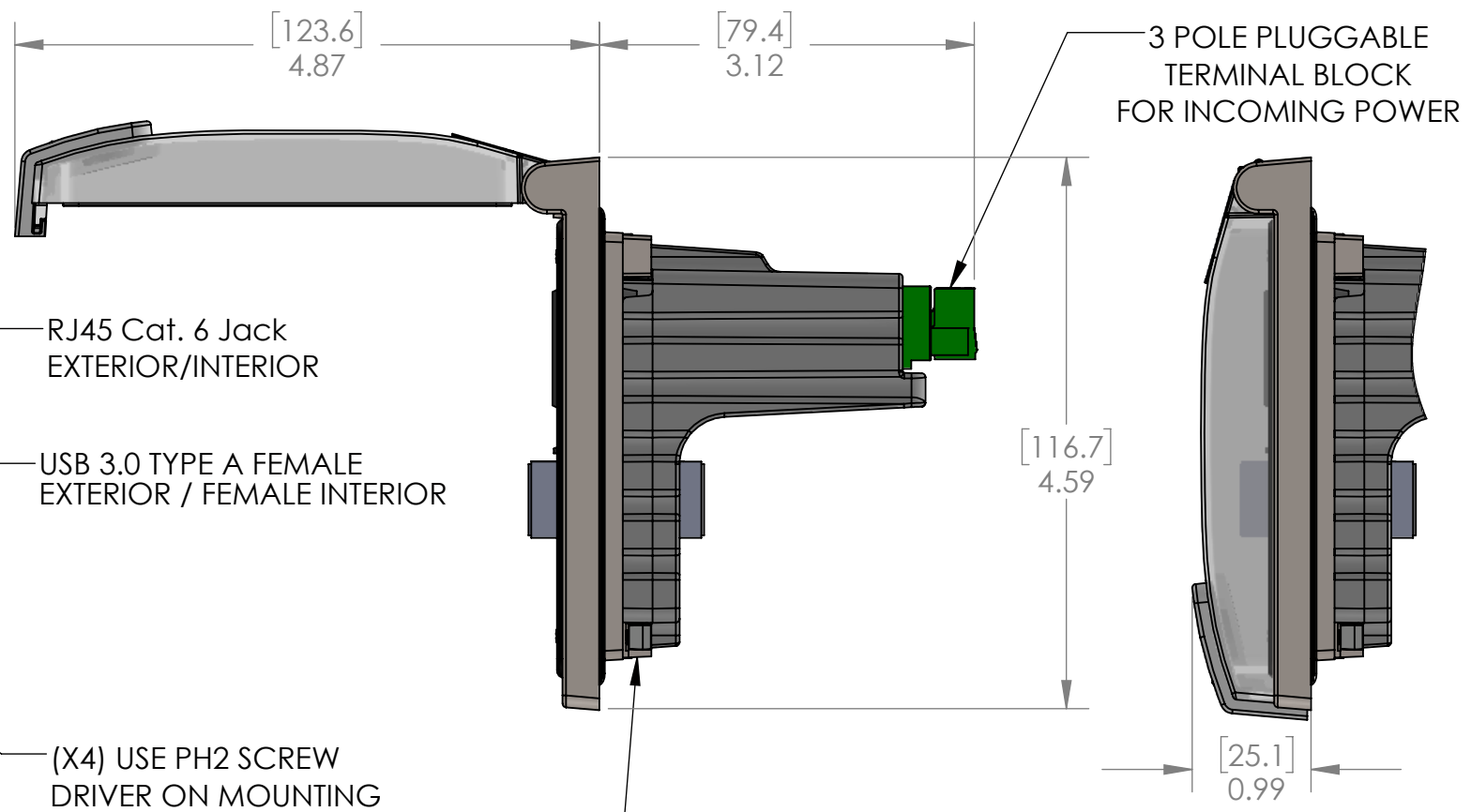
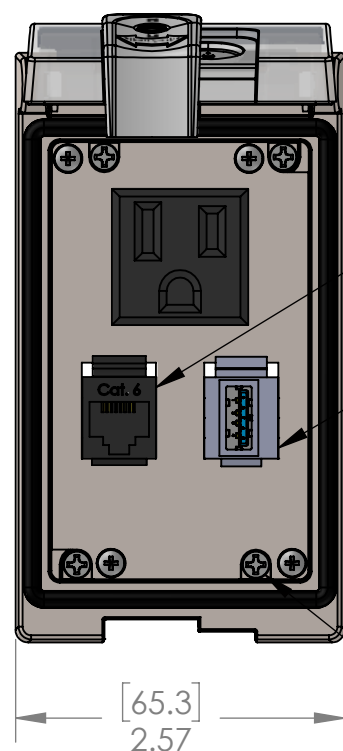
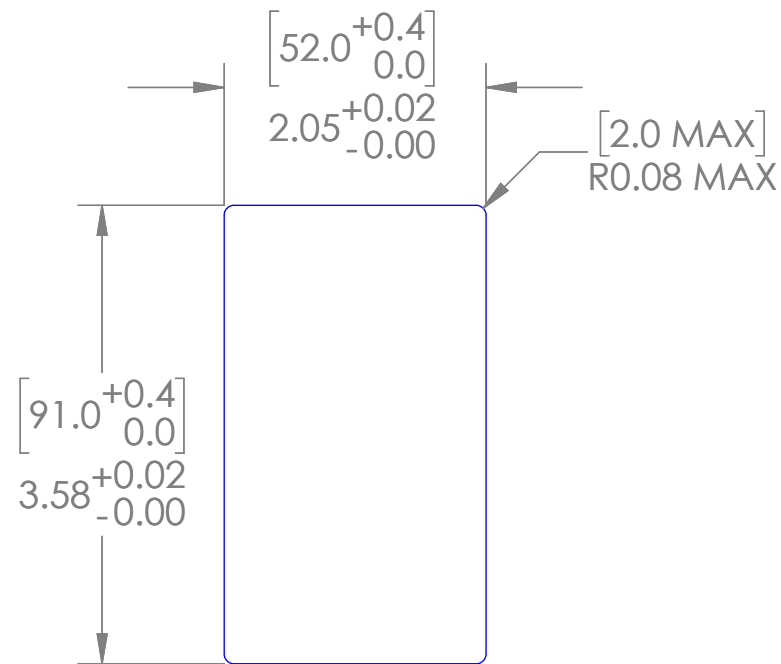


PANEL CUTOUT



RJ45 Cat. 6 Jack
EXTERIOR/INTERIOR

USB 3.0 TYPE A FEMALE
EXTERIOR / FEMALE INTERIOR

(X4) USE PH2 SCREW
DRIVER ON MOUNTING
SCREWS. (REF. MOUNTING
SCREW TORQUE)

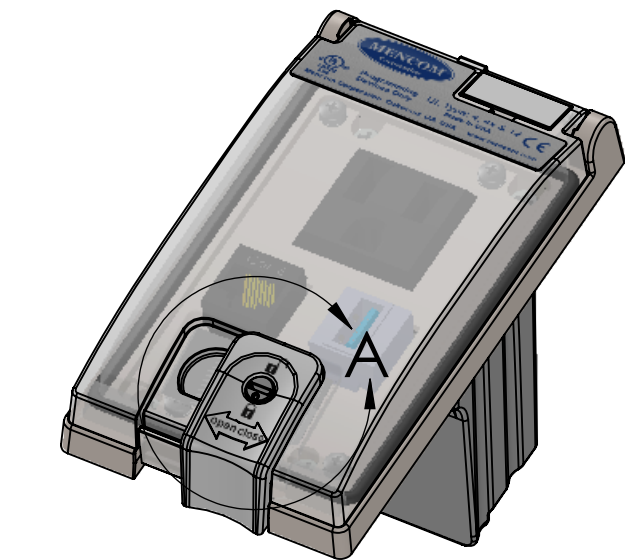
ROTATE TWO TURNS COUNTER
CLOCKWISE TO RELEASE THE
TURN BUCKLE PRIOR TO TIGHTENING

TURN BUCKLES ROTATE 90 DEG. INTO
THEIR CLAMPING POSITION AS
MOUNTING SCREWS TIGHTEN.
DO NOT OVER-TORQUE!

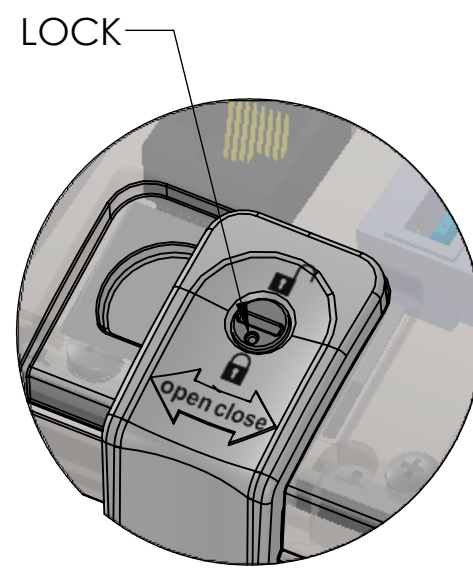
These devices shall be mounted on enclosures having adequate strength and thickness and with adequate spacing provided. Seal rating is based on mounting to a surface that is clean, flat and smooth.

A device employing a 15 A or 20 A grounding type receptacle but no supplementary protector shall be protected by a fuse or circuit breaker that does not exceed the marked rating of the receptacle in the end use. When a fuse or circuit breaker rated less than the receptacle's rating is provided, a Marking shall be provided to indicate the maximum ampere rating of the protection provided.

| PIC RATINGS/SPECIFICATIONS | |
|----------------------------|-----------------------------|
| VOLTS: | 125V |
| AMPS: | 15A |
| SCCR: | 10kA |
| NEMA/UL EN 60529: | 4, 4X, 12 IP65 |
| PANEL THICKNESS: | 5.0mm max |
| MOUNTING SCREW TORQUE: | 0.8N-m |
| TERMINAL BLOCK TORQUE: | 0.5N-m |
| INCOMING POWER WIRE SIZE: | 0.25 - 2.5 sq mm / 24-12AWG |
| WIRE STRIP LENGTH: | 7 - 8 mm |



SLIDE LATCH TO OPEN/CLOSE
ROTATE LOCK TO LOCK CLOSED



DETAIL A
SCALE 4 : 3

OPERATING TEMPERATURE: (-10°C / +60° C (+14° F / +140° F))

| HOUSING MATERIALS | | UNLESS OTHERWISE SPECIFIED: |
|-------------------|---------------------|-----------------------------------|
| BODY: | 316 STAINLESS STEEL | DIMENSIONS ARE IN INCHES AND [MM] |
| GASKETS: | PUR FIPG | |
| FRONT COVER: | POLYCARBONATE | |
| LATCH & LOCK: | PBT | |
| BACK COVER: | POLYPROPYLENE | |

PROPRIETARY AND CONFIDENTIAL
THE INFORMATION CONTAINED IN THIS DRAWING IS THE SOLE PROPERTY OF MENCOM CORPORATION. ANY REPRODUCTION IN PART OR AS A WHOLE WITHOUT THE WRITTEN PERMISSION OF MENCOM CORPORATION IS PROHIBITED.

| | | |
|--|--|----------------------|
| | | MATERIAL |
| | | FINISH |
| | | DO NOT SCALE DRAWING |

| | |
|------------|------------|
| DRAWN BY | DCG |
| DRAWN DATE | 11/08/2023 |
| CHECKED BY | JJH |
| CHECK DATE | 11/09/2023 |

COMMENTS:

| | | |
|--------------------------------------|-------------------------------------|-----------------|
| MENCOM CORPORATION | | |
| TITLE: SMPLX; RJ45; USB-AA; LP1SS | | |
| SIZE B | DWG. NO. LP1SS-DP1-RJ45-USB-AFAF | REV A |
| SCALE: 2:3 | WEIGHT: | SHEET 1 OF 1 |