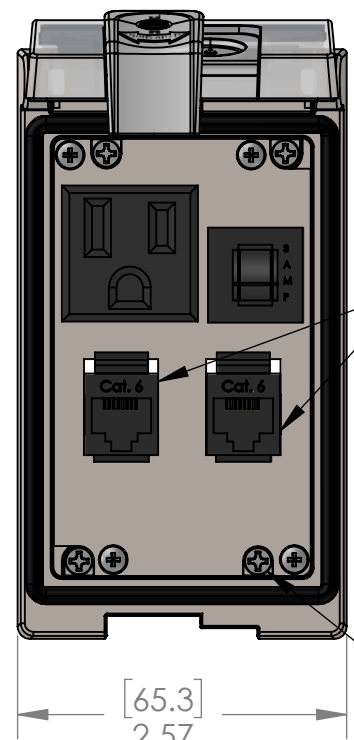
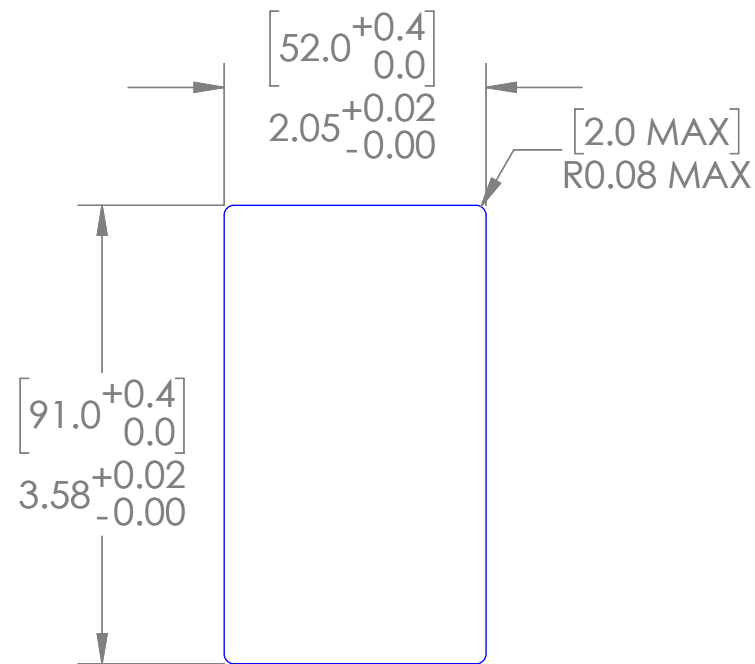


PANEL CUTOUT



(2X) RJ45 Cat. 6 Jack
EXTERIOR/INTERIOR

(X4) USE PH2 SCREW
DRIVER ON MOUNTING
SCREWS. (REF. MOUNTING
SCREW TORQUE)

ROTATE TWO TURNS COUNTER
CLOCKWISE TO RELEASE THE
TURN BUCKLE PRIOR TO TIGHTENING

TURN BUCKLES ROTATE 90 DEG. INTO
THEIR CLAMPING POSITION AS
MOUNTING SCREWS TIGHTEN.
DO NOT OVER-TORQUE!

OPERATING TEMPERATURE: (-10°C / +60° C (+14° F / +140° F))

HOUSING MATERIALS		UNLESS OTHERWISE SPECIFIED:
BODY:	316 STAINLESS STEEL	
GASKETS:	PUR FIPG	
FRONT COVER:	POLYCARBONATE	
LATCH & LOCK:	PBT	
BACK COVER:	POLYPROPYLENE	

PROPRIETARY AND CONFIDENTIAL
THE INFORMATION CONTAINED IN THIS
DRAWING IS THE SOLE PROPERTY OF
MENCOM CORPORATION. ANY
REPRODUCTION IN PART OR AS A WHOLE
WITHOUT THE WRITTEN PERMISSION OF
MENCOM CORPORATION IS
PROHIBITED.



3 POLE PLUGGABLE
TERMINAL BLOCK
FOR INCOMING POWER

[116.7]
4.59

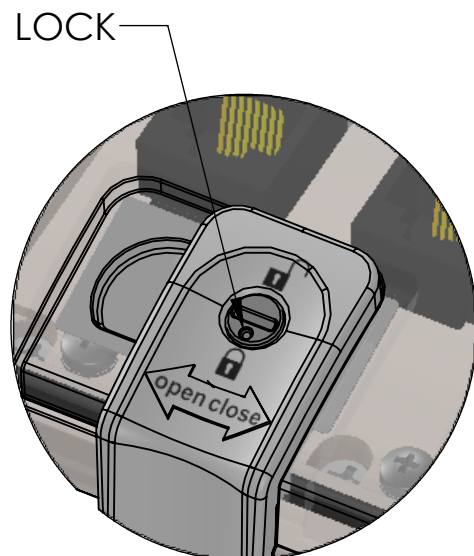
[25.1]
0.99

These devices shall be mounted on enclosures having adequate strength and thickness and with adequate spacing provided. Seal rating is based on mounting to a surface that is clean, flat and smooth.

PIC RATINGS/SPECIFICATIONS

VOLTS:	125V
AMPS:	3A
SCCR:	0.2kA
NEMA/UL EN 60529:	4, 4X, 12 IP65
PANEL THICKNESS:	5.0mm max
MOUNTING SCREW TORQUE:	0.8N-m
TERMINAL BLOCK TORQUE:	0.5N-m
INCOMING POWER WIRE SIZE:	0.25 - 2.5 sq mm / 24-12AWG
WIRE STRIP LENGTH:	7 - 8 mm

SLIDE LATCH TO OPEN/CLOSE
ROTATE LOCK TO LOCK CLOSED



DETAIL A
SCALE 4 : 3

MENCOM CORPORATION

TITLE:
SMPLX; 2RJ45; 3A; LP1SS

SIZE	DWG. NO.	REV
B	LP1SS-DP1-2RJ45-R	A
SCALE: 2:3	WEIGHT:	SHEET 1 OF 1