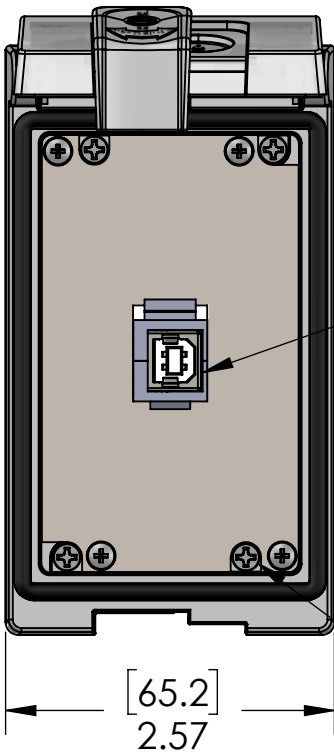


PANEL CUTOUT

[2.0 MAX]  
R0.08 MAX

[52.0<sup>+0.4</sup>  
0.0]  
2.05<sup>+0.02</sup>  
-0.00

[91.0<sup>+0.4</sup>  
0.0]  
3.58<sup>+0.02</sup>  
-0.00

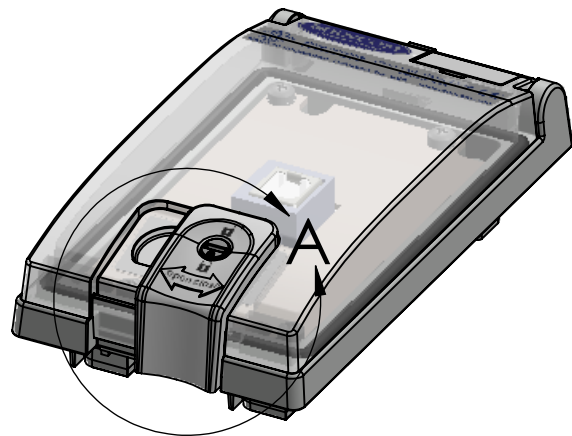
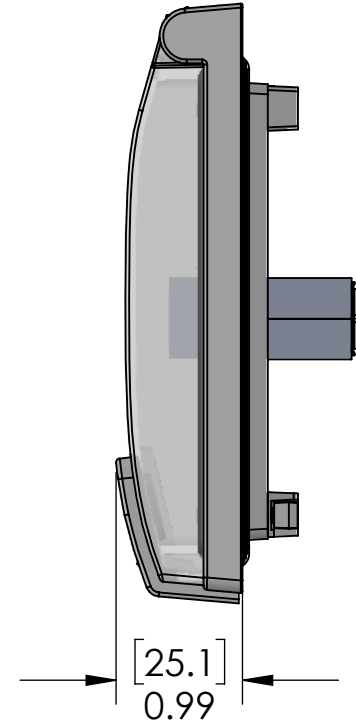
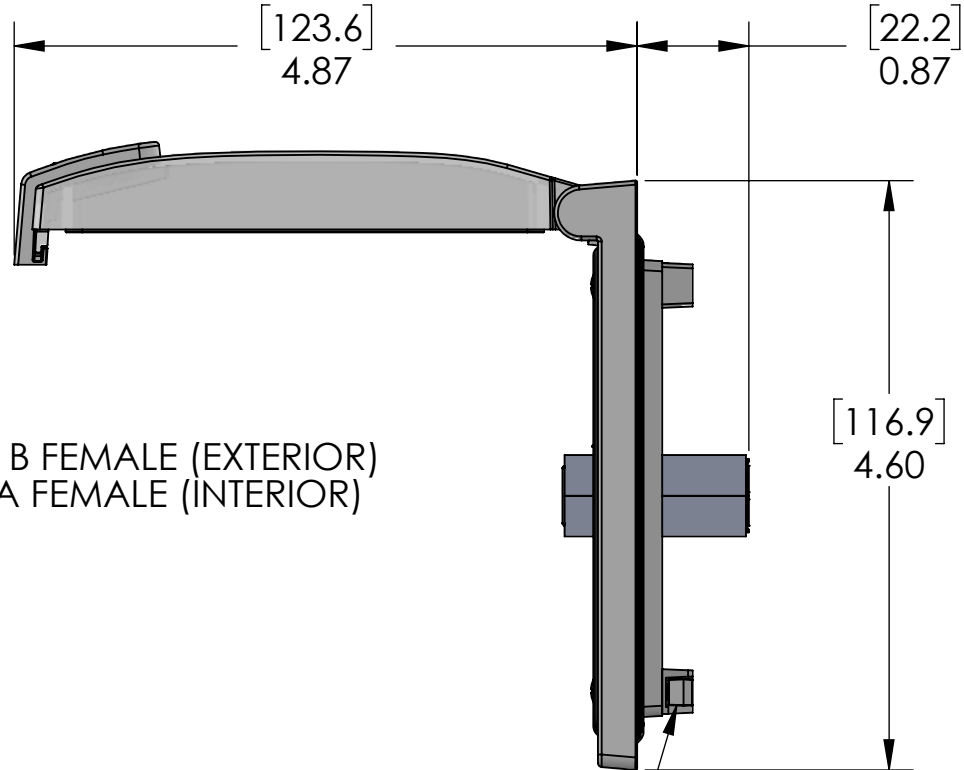


USB TYPE B FEMALE (EXTERIOR)  
TO TYPE A FEMALE (INTERIOR)

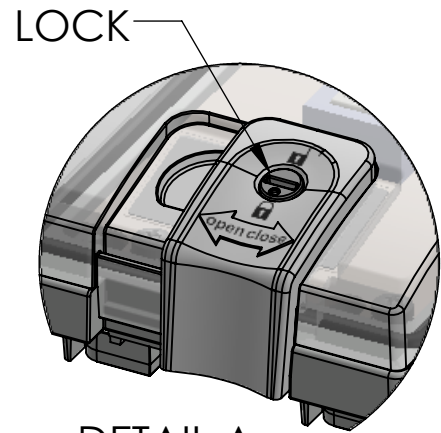
(X4) USE PH2 SCREW  
DRIVER ON MOUNTING  
SCREWS. (REF. MOUNTING  
SCREW TORQUE)

ROTATE TWO TURNS COUNTER  
CLOCKWISE TO RELEASE THE  
TURN BUCKLE PRIOR TO TIGHTENING

TURN BUCKLES ROTATE 90 DEG. INTO  
THEIR CLAMPING POSITION AS  
MOUNTING SCREWS TIGHTEN.  
DO NOT OVER-TORQUE!



SLIDE LATCH TO OPEN/CLOSE  
ROTATE LOCK TO LOCK CLOSED



DETAIL A  
SCALE 1 : 1



These devices shall be mounted on enclosures having adequate strength and thickness and with adequate spacing provided. Seal rating is based on mounting to a surface that is clean, flat and smooth.

PIC RATINGS/SPECIFICATIONS

NEMA/UL   EN 60529:	4, 12   IP65
PANEL THICKNESS:	5.0mm max
MOUNTING SCREW TORQUE:	0.8N-m

OPERATING TEMPERATURE: (-10°C / +80° C (+14° F / +176° F ))

HOUSING MATERIALS	
BODY:	NICKEL PLATED ZINC
GASKETS:	PUR FIPG
FRONT COVER:	POLYCARBONATE
LATCH & LOCK:	PBT

UNLESS OTHERWISE SPECIFIED:

DIMENSIONS ARE IN INCHES  
AND [MM]

MATERIAL

FINISH

DO NOT SCALE DRAWING

DRAWN BY	DG
DRAWN DATE	09/29/2017
CHECKED BY	DWM
CHECK DATE	10/09/2017

COMMENTS:

MENCOM CORPORATION

TITLE:

USB-BA; LP1

SIZE	DWG. NO.	REV
<b>B</b>	LP1-USB-BFAF	<b>A</b>
SCALE: 2:3	WEIGHT:	SHEET 1 OF 1

**PROPRIETARY AND CONFIDENTIAL**  
THE INFORMATION CONTAINED IN THIS  
DRAWING IS THE SOLE PROPERTY OF  
MENCOM CORPORATION. ANY  
REPRODUCTION IN PART OR AS A WHOLE  
WITHOUT THE WRITTEN PERMISSION OF  
MENCOM CORPORATION IS  
PROHIBITED.