

PANEL CUTOUT

[2.0 MAX]
R0.08 MAX

[52.0^{+0.4}
0.0]
2.05^{+0.02}
-0.00

[91.0^{+0.4}
0.0]
3.58^{+0.02}
-0.00

[123.6]
4.87

"L"

[116.9]
4.60

[25.1]
0.99

(X2) FEMALE USB
TYPE A

RJ45 Cat 6 Jack
EXTERIOR/INTERIOR

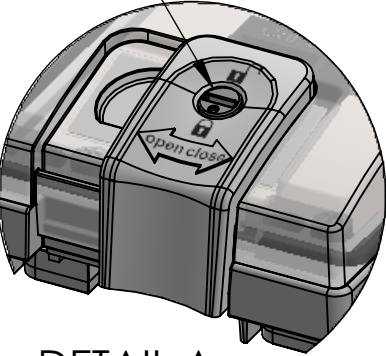
(X2) MALE
USB TYPE A

(X4) USE PH2 SCREW
DRIVER ON MOUNTING
SCREWS. (REF. MOUNTING
SCREW TORQUE)

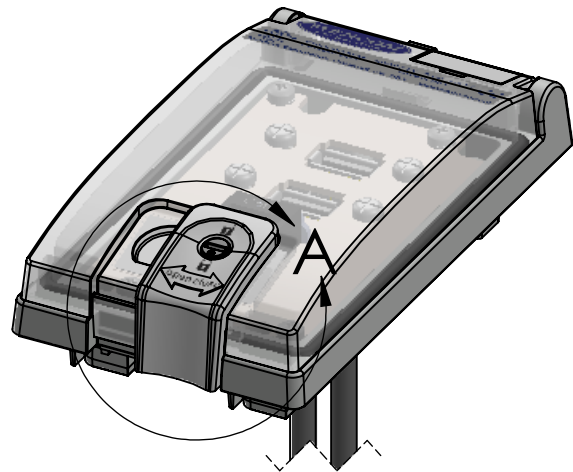
ROTATE TWO TURNS COUNTER
CLOCKWISE TO RELEASE THE
TURN BUCKLE PRIOR TO TIGHTENING

TURN BUCKLES ROTATE 90 DEG. INTO
THEIR CLAMPING POSITION AS
MOUNTING SCREWS TIGHTEN.
DO NOT OVER-TORQUE!

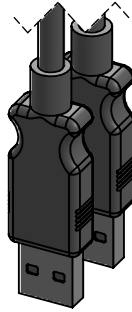
LOCK



DETAIL A
SCALE 1 : 1



SLIDE LATCH TO OPEN/CLOSE
ROTATE LOCK TO LOCK CLOSED



PART NUMBER	LENGTH "L"
LP1-RJ45-2USB-03	3 FEET
LP1-RJ45-2USB-06	6 FEET
LP1-RJ45-2USB-10	10 FEET

These devices shall be mounted on enclosures having adequate strength and thickness and with adequate spacing provided. Seal rating is based on mounting to a surface that is clean, flat and smooth.



PIC RATINGS/SPECIFICATIONS

NEMA/UL EN 60529:	4, 12 IP65
PANEL THICKNESS:	5.0mm max
MOUNTING SCREW TORQUE:	0.8N-m

OPERATING TEMPERATURE: (-10°C / +60° C (+14° F / +140° F))

HOUSING MATERIALS	
BODY:	NICKEL PLATED ZINC
GASKETS:	PUR FIPG
FRONT COVER:	POLYCARBONATE
LATCH & LOCK:	PBT

UNLESS OTHERWISE SPECIFIED:

DIMENSIONS ARE IN INCHES
AND [MM]

MATERIAL

FINISH

DO NOT SCALE DRAWING

DRAWN BY	DG
DRAWN DATE	09/29/2017
CHECKED BY	DWM
CHECK DATE	10/13/2017

COMMENTS:

MENCOM CORPORATION

TITLE:

RJ45; 2 USB ZZ; LP1

SIZE	DWG. NO.	REV
B	LP1-RJ45-2USB-ZZ	B
SCALE: 2:3	WEIGHT:	SHEET 1 OF 1

PROPRIETARY AND CONFIDENTIAL
THE INFORMATION CONTAINED IN THIS
DRAWING IS THE SOLE PROPERTY OF
MENCOM CORPORATION. ANY
REPRODUCTION IN PART OR AS A WHOLE
WITHOUT THE WRITTEN PERMISSION OF
MENCOM CORPORATION IS
PROHIBITED.