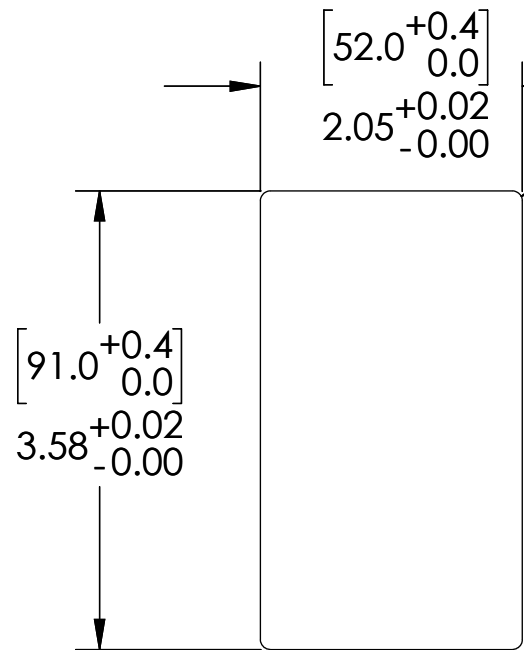
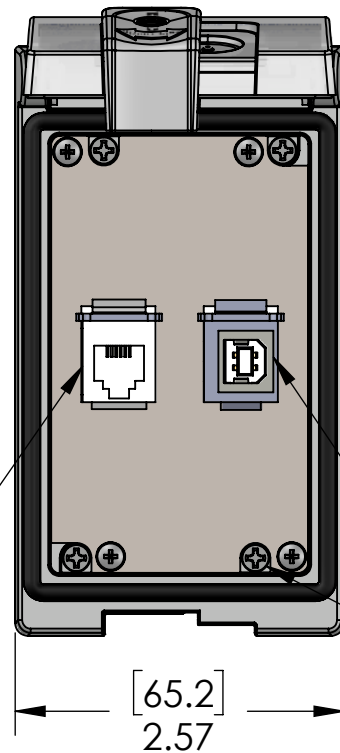
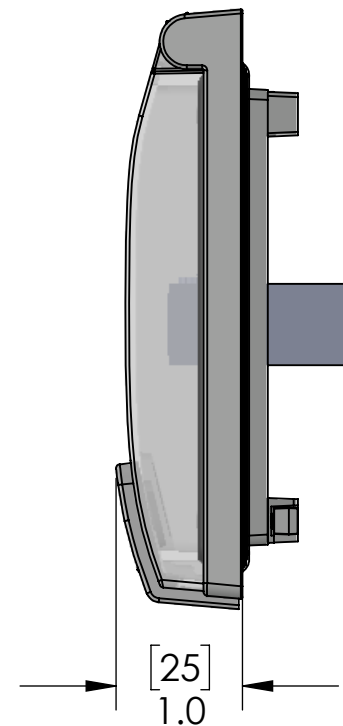
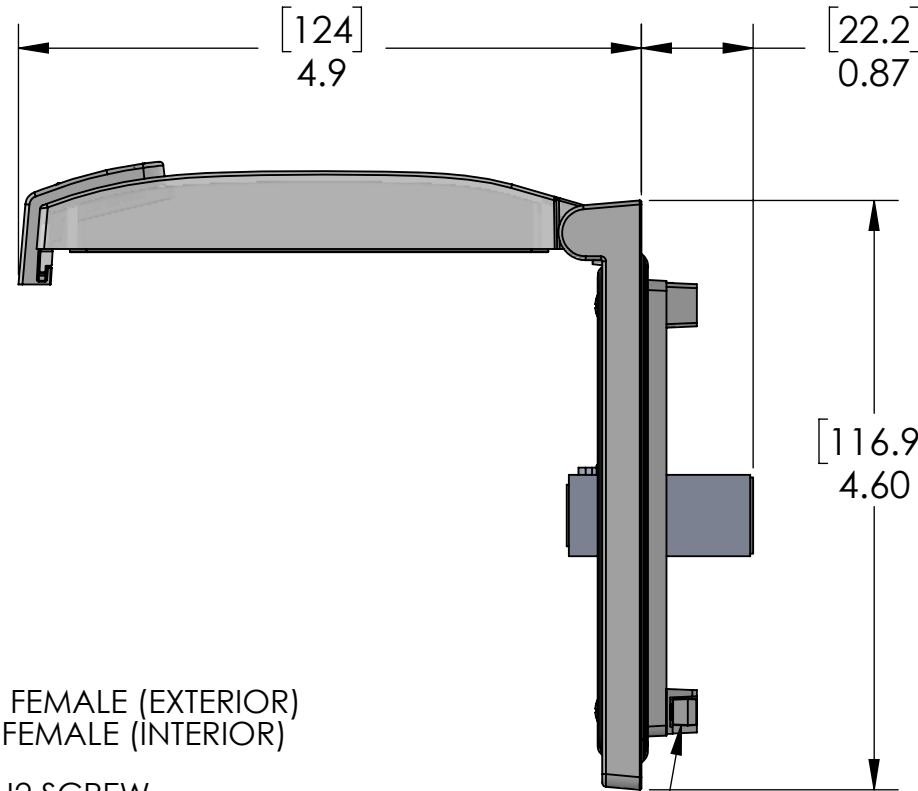


PANEL CUTOUT



[2.0 MAX]
R0.08 MAX



RJ11 CONFIGURED EXTERIOR JACK/
INTERIOR JACK

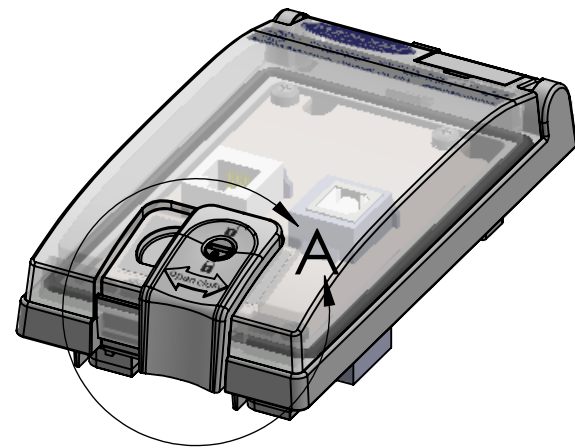
USB TYPE B FEMALE (EXTERIOR)
TO TYPE A FEMALE (INTERIOR)

(X4) USE PH2 SCREW
DRIVER ON MOUNTING
SCREWS. (REF. MOUNTING
SCREW TORQUE)

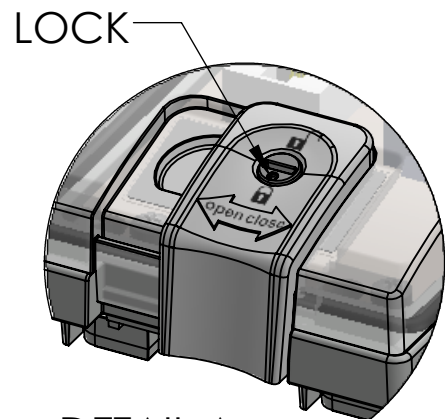
ROTATE TWO TURNS COUNTER
CLOCKWISE TO RELEASE THE
TURN BUCKLE PRIOR TO TIGHTENING

TURN BUCKLES ROTATE 90 DEG. INTO
THEIR CLAMPING POSITION AS
MOUNTING SCREWS TIGHTEN.
DO NOT OVER-TORQUE!

NOTE: RJ11 JACK IS TECHNICALLY AN
RJ12 JACK IN THAT IT HAS ALL 6 CONTACTS.
IT IS SUITABLE FOR USE WITH ALL RJ11 AND
RJ12 APPLICATIONS.



SLIDE LATCH TO OPEN/CLOSE
ROTATE LOCK TO LOCK CLOSED



DETAIL A
SCALE 1 : 1



These devices shall be mounted on enclosures having adequate strength and thickness and with adequate spacing provided. Seal rating is based on mounting to a surface that is clean, flat and smooth.

PIC RATINGS/SPECIFICATIONS

NEMA/UL EN 60529:	4, 12 IP65
PANEL THICKNESS:	5.0mm max
MOUNTING SCREW TORQUE:	0.8N-m

OPERATING TEMPERATURE: (0°C / +70° C (+32° F / +158° F))

HOUSING MATERIALS	
BODY:	NICKEL PLATED ZINC
GASKETS:	PUR FIPG
FRONT COVER:	POLYCARBONATE
LATCH & LOCK:	PBT

UNLESS OTHERWISE SPECIFIED:
DIMENSIONS ARE IN INCHES
AND [MM]

DRAWN BY:	GO
DRAWN DATE:	07/16/2021
CHECKED BY:	DCG
CHECK DATE:	07/16/2021

MENCOM CORPORATION

TITLE:
RJ11; USB-BA; LP1

PROPRIETARY AND CONFIDENTIAL
THE INFORMATION CONTAINED IN THIS
DRAWING IS THE SOLE PROPERTY OF
MENCOM CORPORATION. ANY
REPRODUCTION IN PART OR AS A WHOLE
WITHOUT THE WRITTEN PERMISSION OF
MENCOM CORPORATION IS
PROHIBITED.

MATERIAL	
FINISH	
DO NOT SCALE DRAWING	

COMMENTS:

SIZE	DWG. NO.	REV
B	LP1-RJ11-USB-BFAF	B
SCALE: 2:3	WEIGHT:	SHEET 1 OF 1