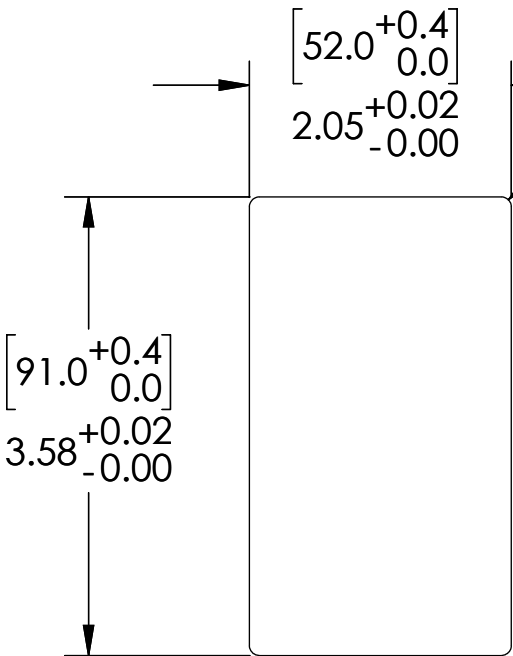


PANEL CUTOUT

D

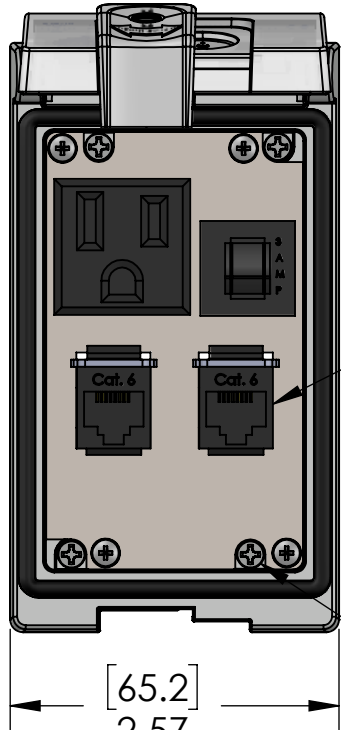


C

B

A

[2.0 MAX]  
R0.08 MAX



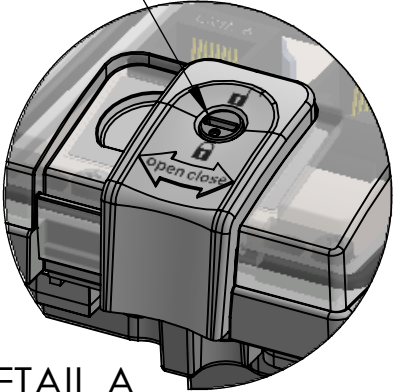
(2X) RJ45 Cat 6 Jack  
EXTERIOR/INTERIOR

(X4) USE PH2 SCREW  
DRIVER ON MOUNTING  
SCREWS. (REF. MOUNTING  
SCREW TORQUE)

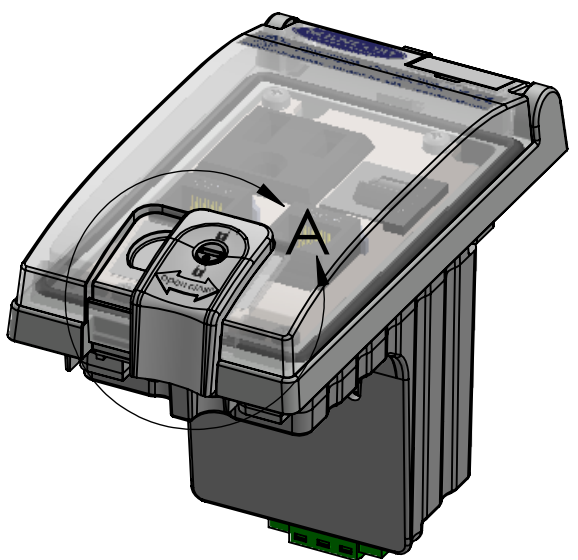
ROTATE TWO TURNS COUNTER  
CLOCKWISE TO RELEASE THE  
TURN BUCKLE PRIOR TO TIGHTENING

TURN BUCKLES ROTATE 90 DEG. INTO  
THEIR CLAMPING POSITION AS  
MOUNTING SCREWS TIGHTEN.  
DO NOT OVER-TORQUE!

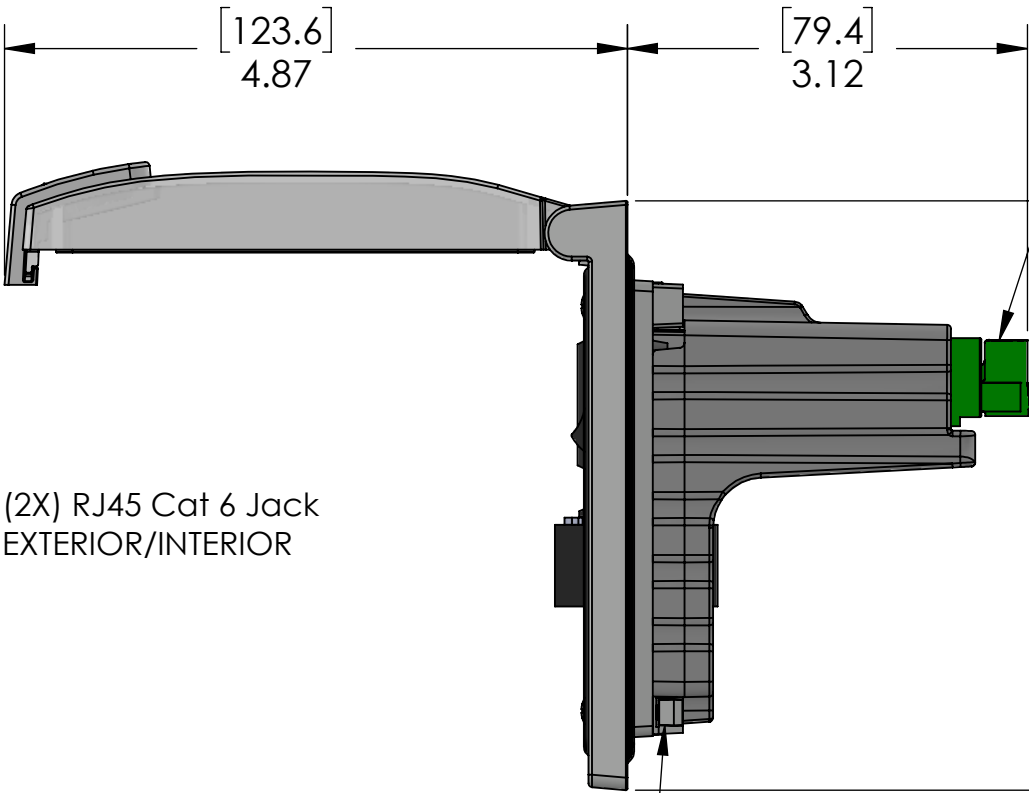
LOCK



DETAIL A  
SCALE 1 : 1



SLIDE LATCH TO OPEN/CLOSE  
ROTATE LOCK TO LOCK CLOSED



3 POLE PLUGGABLE  
TERMINAL BLOCK  
FOR INCOMING POWER

[25.1]  
0.99

D

C

B

A

These devices shall be mounted on enclosures having adequate strength and thickness and with adequate spacing provided. Seal rating is based on mounting to a surface that is clean, flat and smooth.



OPERATING TEMPERATURE: (-10°C / +60° C (+14° F / +140° F ))	
HOUSING MATERIALS	
BODY:	NICKEL PLATED ZINC
GASKETS:	PUR FIGP
FRONT COVER:	POLYCARBONATE
LATCH & LOCK:	PBT
BACK COVER:	POLYPROPYLENE

UNLESS OTHERWISE SPECIFIED:  
DIMENSIONS ARE IN INCHES  
AND [MM]

MATERIAL  
FINISH  
DO NOT SCALE DRAWING

PIC RATINGS/SPECIFICATIONS	
VOLTS:	125V
AMPS:	3A
SCCR:	0.2kA
NEMA/UL   EN 60529:	4, 12   IP65
PANEL THICKNESS:	5.0mm max
MOUNTING SCREW TORQUE:	0.8N-m
TERMINAL BLOCK TORQUE:	0.5N-m
INCOMING POWER WIRE SIZE:	0.25 - 2.5 sq mm / 24-12AWG
WIRE STRIP LENGTH:	7 - 8 mm

DRAWN BY	DG
DRAWN DATE	06/03/2020
CHECKED BY	DCG
CHECK DATE	06/03/2020

COMMENTS:

MENCOM CORPORATION		
TITLE: SMPLX; 2 RJ45; 3A; LP1		
SIZE B	DWG. NO. LP1-DP1-2RJ45-R	REV D
SCALE: 2:3	WEIGHT:	SHEET 1 OF 1

PROPRIETARY AND CONFIDENTIAL  
THE INFORMATION CONTAINED IN THIS  
DRAWING IS THE SOLE PROPERTY OF  
MENCOM CORPORATION. ANY  
REPRODUCTION IN PART OR AS A WHOLE  
WITHOUT THE WRITTEN PERMISSION OF  
MENCOM CORPORATION IS  
PROHIBITED.