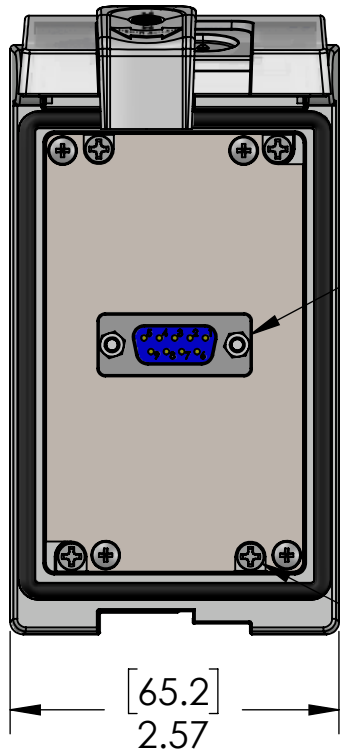
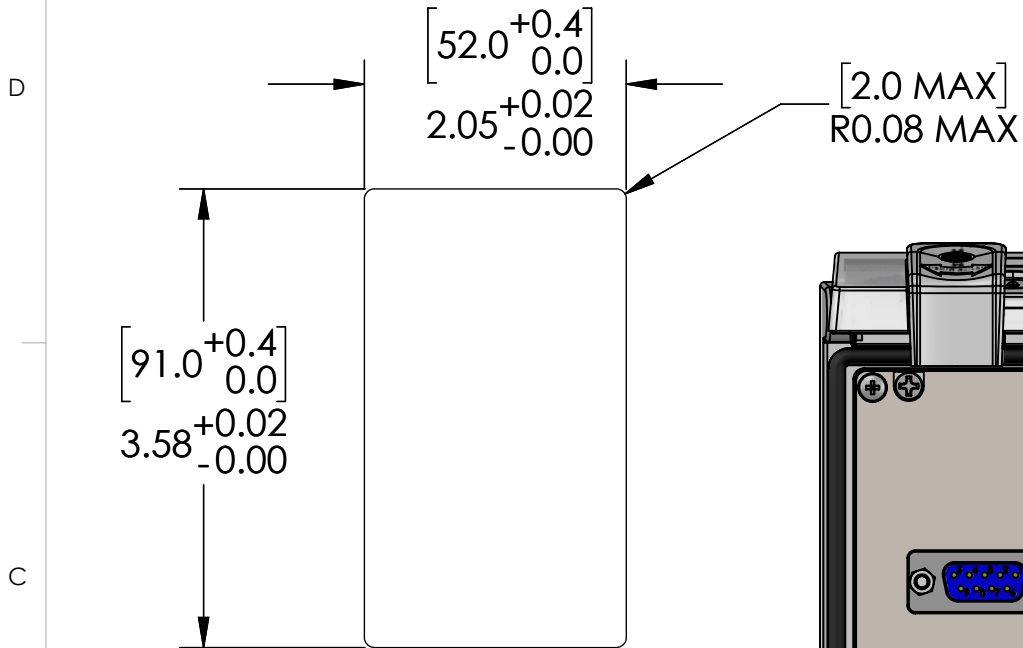


PANEL CUTOUT

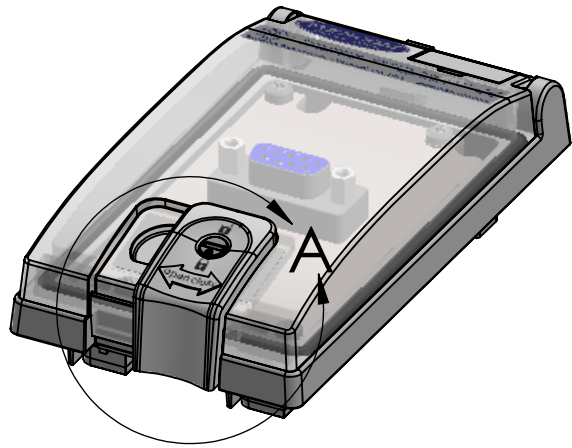
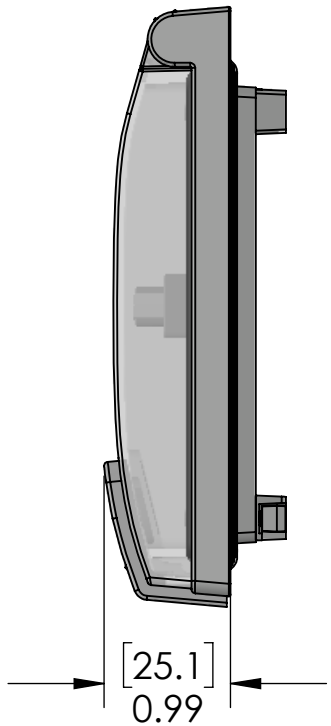
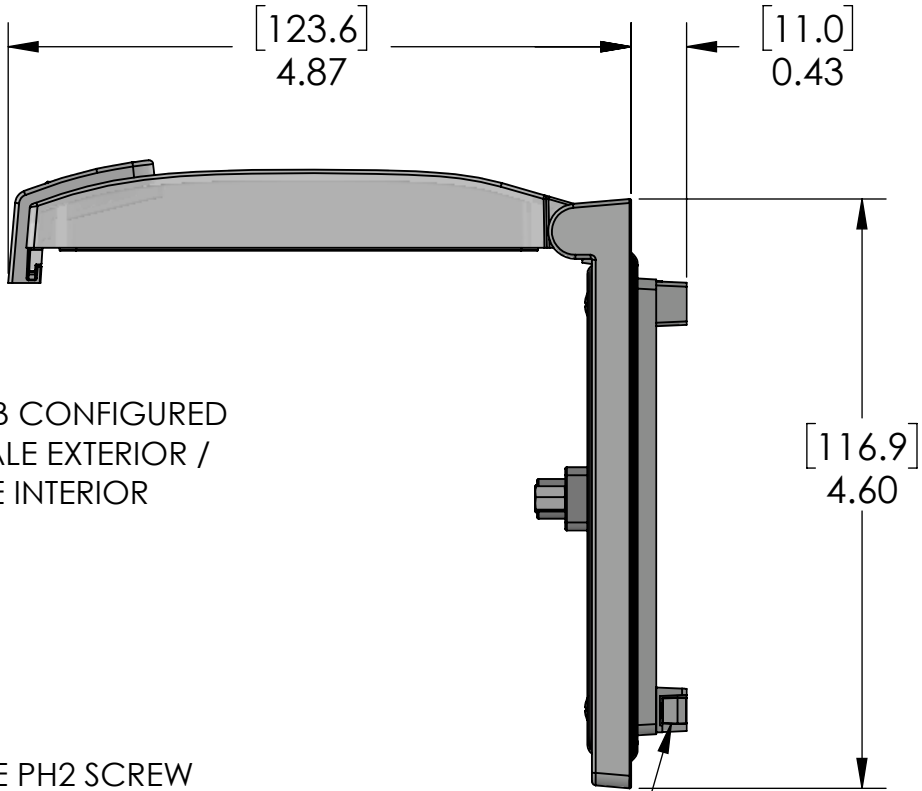


D-SUB CONFIGURED
FEMALE EXTERIOR /
MALE INTERIOR

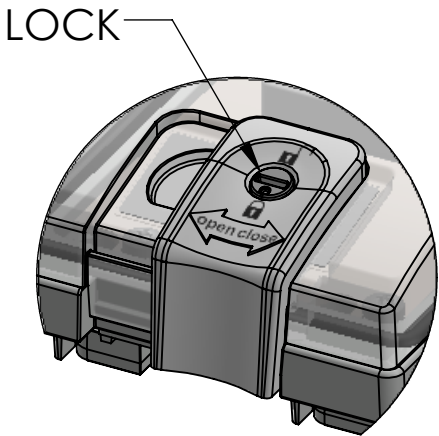
(X4) USE PH2 SCREW
DRIVER ON MOUNTING
SCREWS. (REF. MOUNTING
SCREW TORQUE)

ROTATE TWO TURNS COUNTER
CLOCKWISE TO RELEASE THE
TURN BUCKLE PRIOR TO TIGHTENING

TURN BUCKLES ROTATE 90 DEG. INTO
THEIR CLAMPING POSITION AS
MOUNTING SCREWS TIGHTEN.
DO NOT OVER-TORQUE!



SLIDE LATCH TO OPEN/CLOSE
ROTATE LOCK TO LOCK CLOSED



DETAIL A
SCALE 1 : 1



These devices shall be mounted on enclosures having adequate strength and thickness and with adequate spacing provided. Seal rating is based on mounting to a surface that is clean, flat and smooth.

PIC RATINGS/SPECIFICATIONS

NEMA/UL EN 60529:	4, 12 IP65
PANEL THICKNESS:	5.0mm max
MOUNTING SCREW TORQUE:	0.8N-m

OPERATING TEMPERATURE: $(-40^{\circ}\text{C} / +105^{\circ}\text{C} (-40^{\circ}\text{F} / +221^{\circ}\text{F}))$

HOUSING MATERIALS	
BODY:	NICKEL PLATED ZINC
GASKETS:	PUR FIPG
FRONT COVER:	POLYCARBONATE
LATCH & LOCK:	PBT

UNLESS OTHERWISE SPECIFIED:
DIMENSIONS ARE IN INCHES
AND [MM]

PROPRIETARY AND CONFIDENTIAL
THE INFORMATION CONTAINED IN THIS
DRAWING IS THE SOLE PROPERTY OF
MENCOM CORPORATION. ANY
REPRODUCTION IN PART OR AS A WHOLE
WITHOUT THE WRITTEN PERMISSION OF
MENCOM CORPORATION IS
PROHIBITED.

MATERIAL	
FINISH	
DO NOT SCALE DRAWING	

DRAWN BY	DG
DRAWN DATE	12/06/2016
CHECKED BY	
CHECK DATE	

MENCOM CORPORATION

TITLE:
DB9; LP1

SIZE B	DWG. NO. LP1-DB9	REV A
------------------	---------------------	-----------------

SCALE: 2:3 WEIGHT: SHEET 1 OF 1