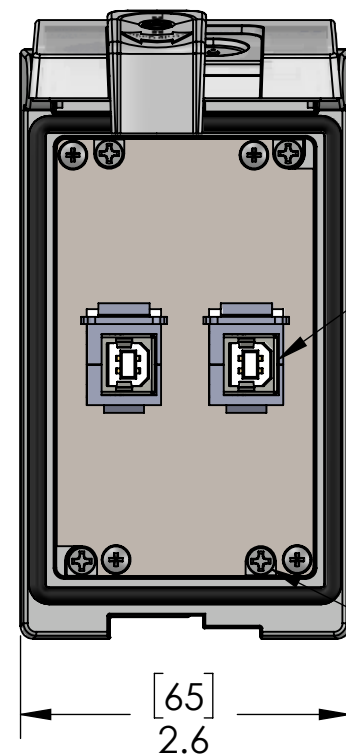
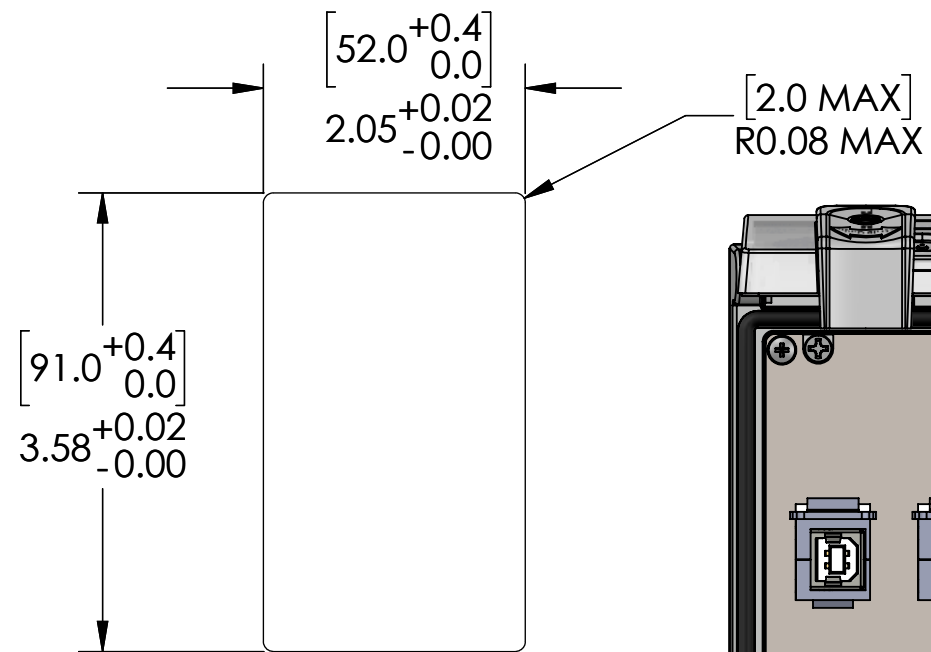


## PANEL CUTOUT

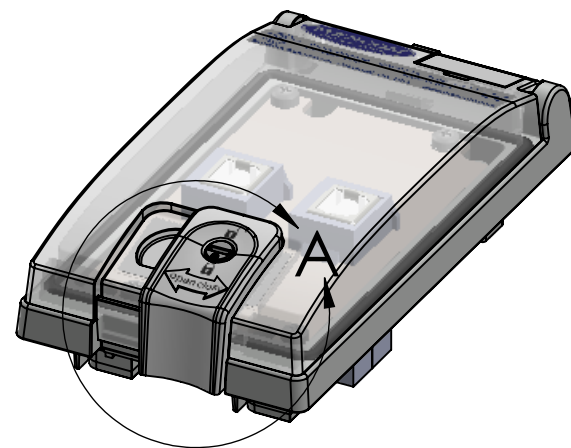


— (X2) USB TYPE B FEMALE (EXTERIOR)  
TO TYPE A FEMALE (INTERIOR)

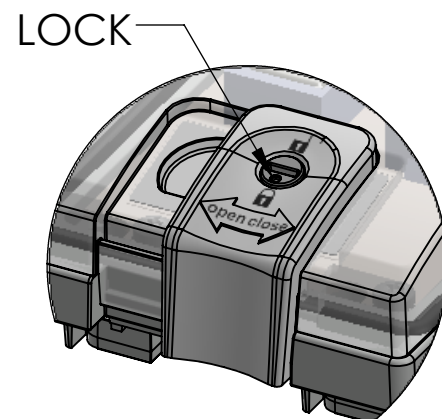
– (X4) USE PH2 SCREW DRIVER ON MOUNTING SCREWS. (REF. MOUNTING SCREW TORQUE)

ROTATE TWO TURNS COUNTER  
CLOCKWISE TO RELEASE THE  
TURN BUCKLE PRIOR TO TIGHTENING

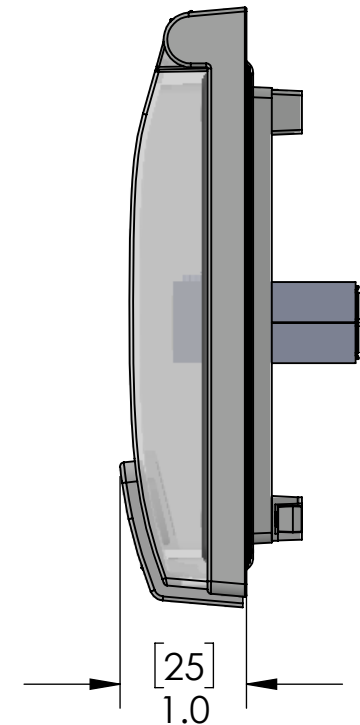
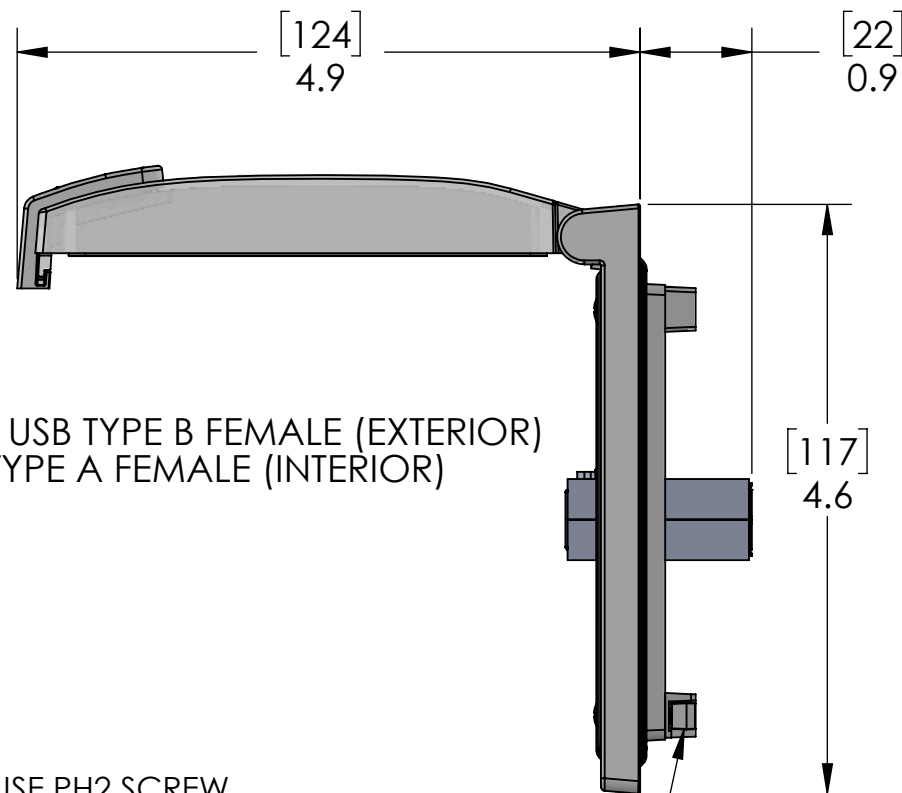
TURN BUCKLES ROTATE 90 DEG. INTO  
THEIR CLAMPING POSITION AS  
MOUNTING SCREWS TIGHTEN.  
DO NOT OVER-TORQUE!\_\_\_\_\_



SLIDE LATCH TO OPEN/CLOSE  
ROTATE LOCK TO LOCK CLOSED



DETAIL A  
SCALE 1 : 1



These devices shall be mounted on enclosures having adequate strength and thickness and with adequate spacing provided. Seal rating is based on mounting to a surface that is clean, flat and smooth.



OPERATING TEMPERATURE:		(-10°C / +80° C (+14° F / +176° F ))		MOUNTING SCREW TORQUE:		0.8N-m					
HOUSING MATERIALS BODY: NICKEL PLATED ZINC GASKETS: PUR FIPG FRONT COVER: POLYCARBONATE LATCH & LOCK: PBT			UNLESS OTHERWISE SPECIFIED:		MENCOM CORPORATION  TITLE:  USB-BFAF X 2; LP1						
			DIMENSIONS ARE IN INCHES AND [MM]								
											DRAWN BY
		DRAWN DATE		12/06/2016							
		CHECKED BY		ADM							
		CHECK DATE		12/30/2016							
FIDENTIAL NOTED IN THIS PROPERTY OF ANY COMPANY OR AS A WHOLE OR IN PART OR FOR ANY PURPOSE WITHOUT THE WRITTEN CONSENT OF MENCOM CORPORATION				COMMENTS:		SIZE		DWG. NO.		REV	
						B		LP1-2USB-BFAF		A	
				DO NOT SCALE DRAWING				SCALE: 2:3		WEIGHT:	