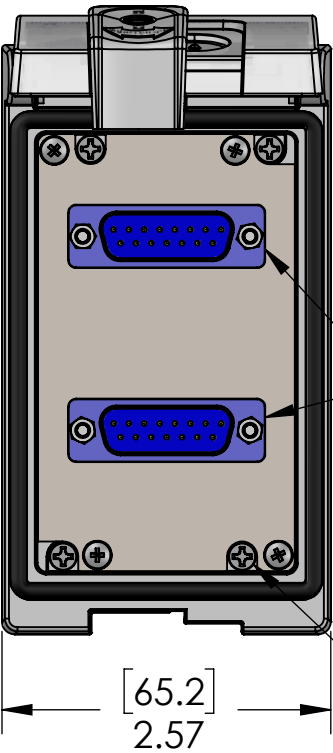
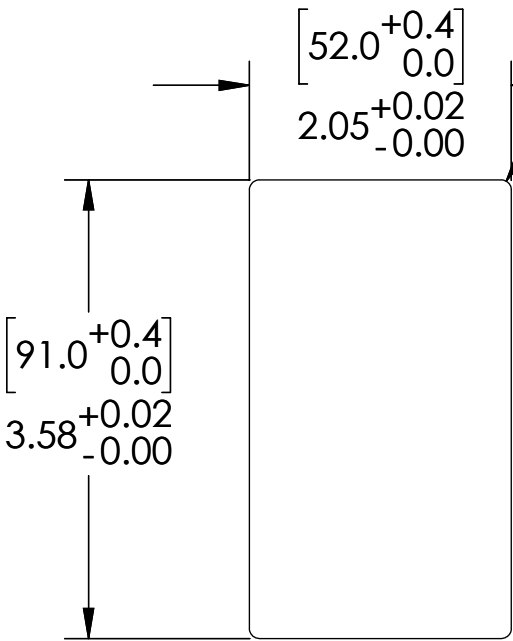


PANEL CUTOUT

[2.0 MAX]  
R0.08 MAX

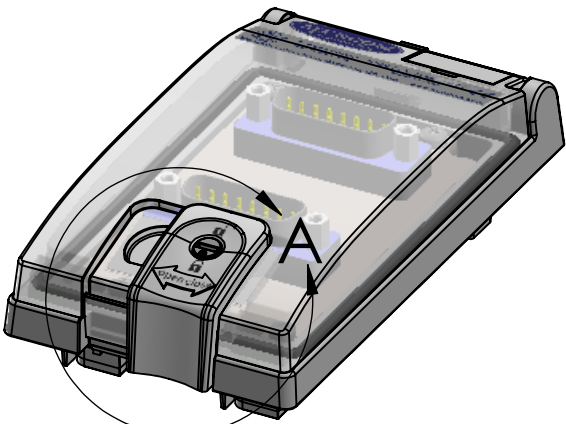
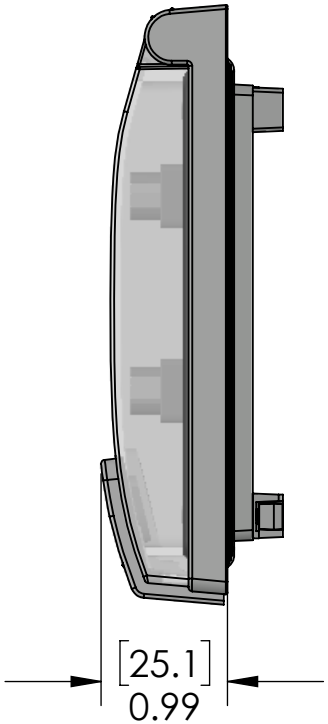
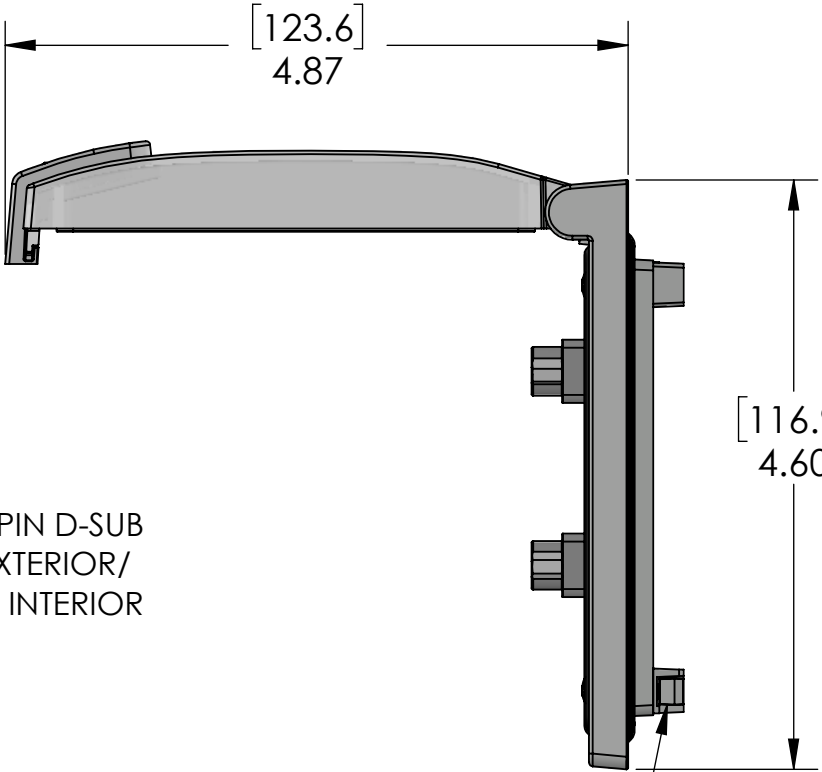


(2X) 15 PIN D-SUB  
MALE EXTERIOR/  
FEMALE INTERIOR

(X4) USE PH2 SCREW  
DRIVER ON MOUNTING  
SCREWS. (REF. MOUNTING  
SCREW TORQUE)

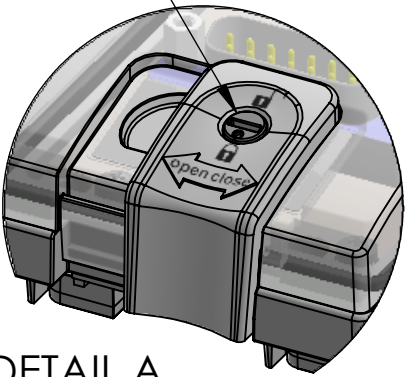
ROTATE TWO TURNS COUNTER  
CLOCKWISE TO RELEASE THE  
TURN BUCKLE PRIOR TO TIGHTENING

TURN BUCKLES ROTATE 90 DEG. INTO  
THEIR CLAMPING POSITION AS  
MOUNTING SCREWS TIGHTEN.  
DO NOT OVER-TORQUE!



SLIDE LATCH TO OPEN/CLOSE  
ROTATE LOCK TO LOCK CLOSED

LOCK



DETAIL A  
SCALE 1 : 1

**PROPRIETARY AND CONFIDENTIAL**  
THE INFORMATION CONTAINED IN THIS  
DRAWING IS THE SOLE PROPERTY OF  
MENCOM CORPORATION. ANY  
REPRODUCTION IN PART OR AS A WHOLE  
WITHOUT THE WRITTEN PERMISSION OF  
MENCOM CORPORATION IS  
PROHIBITED.

OPERATING TEMPERATURE: (-40°C / +105° C (-40° F / +221° F ))		UNLESS OTHERWISE SPECIFIED:	
HOUSING MATERIALS		DIMENSIONS ARE IN INCHES AND [MM]	
BODY:	NICKEL PLATED ZINC		
GASKETS:	PUR FIPG		
FRONT COVER:	POLYCARBONATE		
LATCH & LOCK:	PBT		

		MATERIAL
		FINISH
		DO NOT SCALE DRAWING



These devices shall be mounted on enclosures having adequate strength and thickness and with adequate spacing provided. Seal rating is based on mounting to a surface that is clean, flat and smooth.

PIC RATINGS/SPECIFICATIONS				
NEMA/UL   EN 60529:		4, 12   IP65		
PANEL THICKNESS:		5.0mm max		
MOUNTING SCREW TORQUE:		0.8N-m		
DRAWN BY	DCG	MENCOM CORPORATION		
DRAWN DATE	10/02/2020			
CHECKED BY	GO			
CHECK DATE	10/02/2020			
		TITLE:		
		CC;2X15 PIN DSUB M EX F IN;LP1		
COMMENTS:		SIZE	DWG. NO.	REV
		B	LP1-2MDB15	B
		SCALE: 2:3	WEIGHT:	SHEET 1 OF 1