

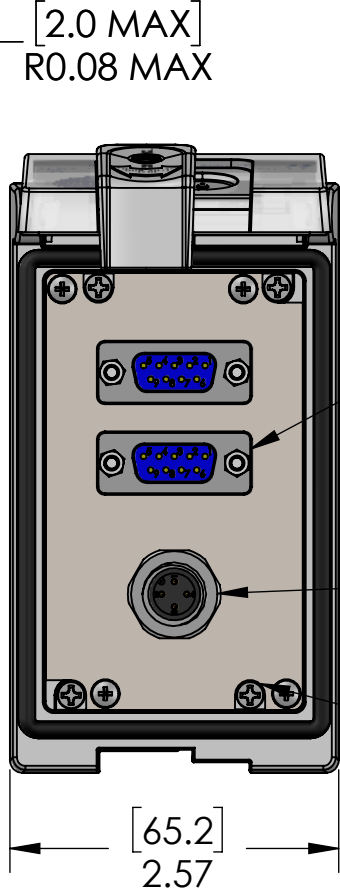
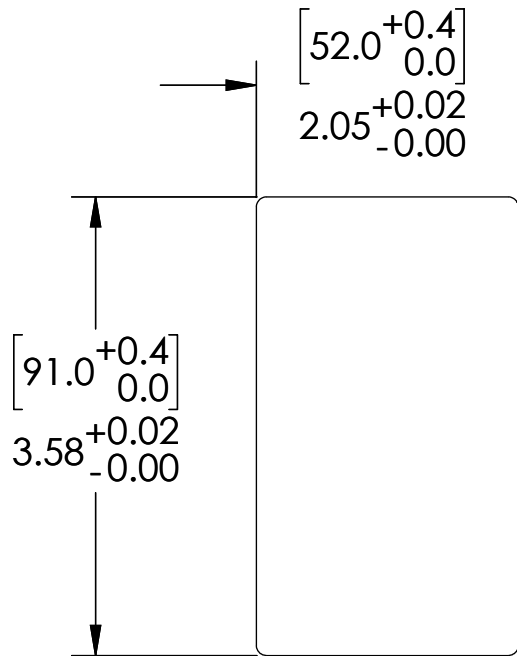
PANEL CUTOUT

D

C

B

A



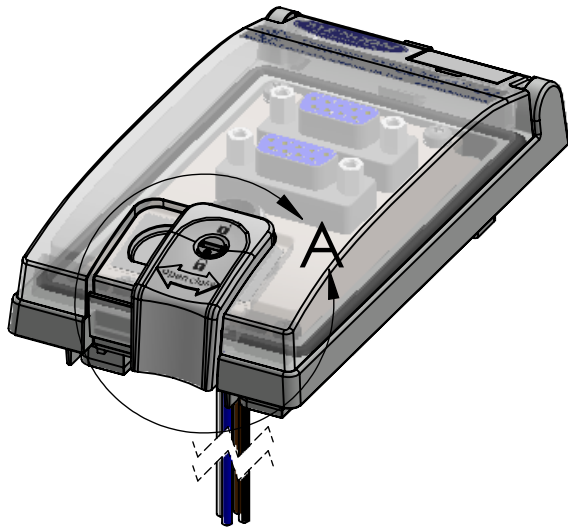
(X2) D-SUB CONFIGURED
FEMALE EXTERIOR /
MALE INTERIOR

4 PL MDC MALE RCPT

(X4) USE PH2 SCREW
DRIVER ON MOUNTING
SCREWS. (REF. MOUNTING
SCREW TORQUE)

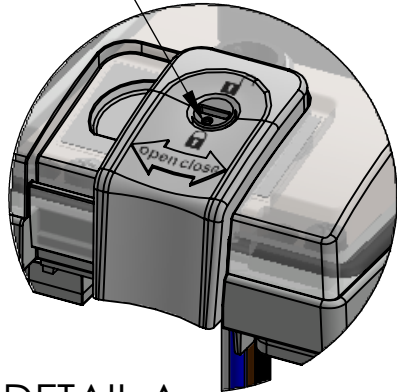
ROTATE TWO TURNS COUNTER
CLOCKWISE TO RELEASE THE
TURN BUCKLE PRIOR TO TIGHTENING

TURN BUCKLES ROTATE 90 DEG. INTO
THEIR CLAMPING POSITION AS
MOUNTING SCREWS TIGHTEN.
DO NOT OVER-TORQUE!

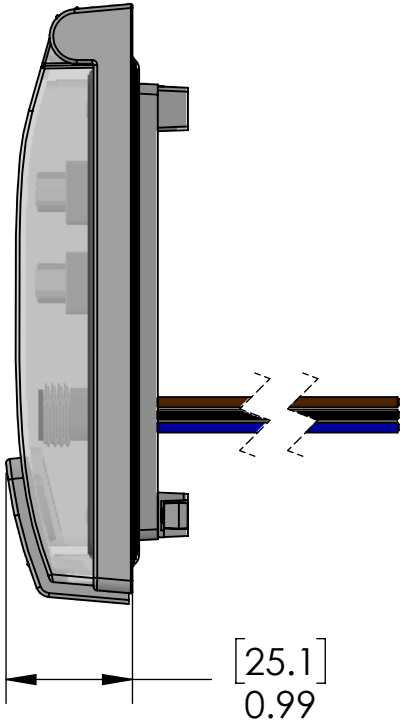
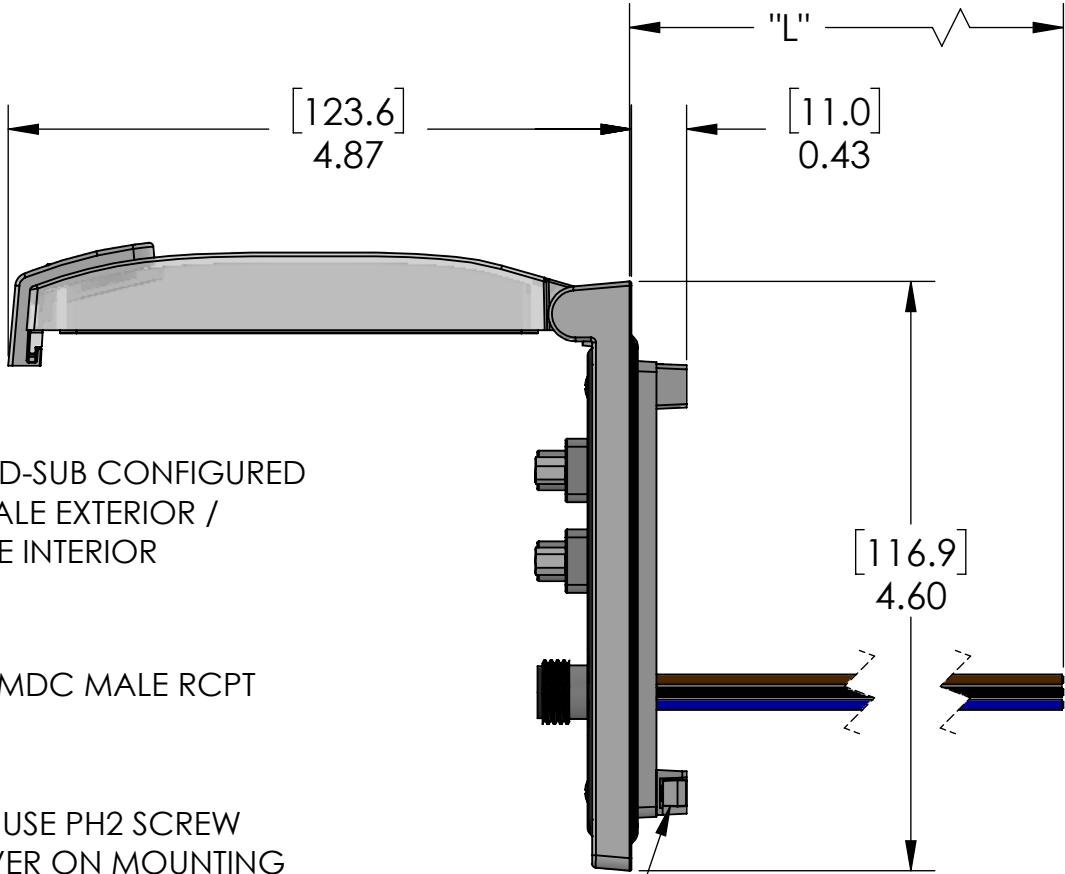


SLIDE LATCH TO OPEN/CLOSE
ROTATE LOCK TO LOCK CLOSED

LOCK



DETAIL A
SCALE 1 : 1



D

C

B

A

| "L" | |
|--------------------------|------------|
| P/N | L |
| LP1-2DB9-M12-4MR-18 | 12" [0.3m] |
| LP1-2DB9-M12-4MR-0.5M-18 | 20" [0.5m] |
| LP1-2DB9-M12-4MR-1M-18 | 39" [1m] |
| LP1-2DB9-M12-4MR-2M-18 | 79" [2m] |
| LP1-2DB9-M12-4MR-3M-18 | 118" [3m] |
| LP1-2DB9-M12-4MR-4M-18 | 157" [4m] |
| LP1-2DB9-M12-4MR-5M-18 | 197" [5m] |
| LP1-2DB9-M12-4MR-10M-18 | 393" [10m] |

| PIN # | COLOR |
|-------|-------|
| 1 | BROWN |
| 2 | WHITE |
| 3 | BLUE |
| 4 | BLACK |

These devices shall be mounted on enclosures having adequate strength and thickness and with adequate spacing provided. Seal rating is based on mounting to a surface that is clean, flat and smooth.

OPERATING TEMPERATURE: $(-40^{\circ}\text{C} / +105^{\circ}\text{C} (-40^{\circ}\text{F} / +221^{\circ}\text{F}))$

PIC RATINGS/SPECIFICATIONS

| | |
|------------------------|--------------|
| NEMA/UL EN 60529: | 4, 12 IP65 |
| PANEL THICKNESS: | 5.0mm max |
| MOUNTING SCREW TORQUE: | 0.8N-m |



UNLESS OTHERWISE SPECIFIED:

DIMENSIONS ARE IN INCHES
AND [MM]

MATERIAL

FINISH

DO NOT SCALE DRAWING

| HOUSING MATERIALS: | |
|--------------------|---------------------|
| BODY: | NICKEL PLATED ZINC |
| GASKETS: | PUR FIPG |
| FRONT COVER: | POLYCARBONATE |
| LATCH & LOCK: | PBT |
| RCPT MATERIALS: | |
| BODY: | NICKEL PLATED BRASS |
| CONTACTS: | GOLD PLATED BRASS |
| WIRE: | 18 AWG UL 1007/1569 |
| O-RING: | NBR |
| NUT: | ZINC PLATED STEEL |

RCPT RATING:

| | |
|-------|-------|
| VOLTS | 300 |
| AMPS | 4A |
| TEMP | 105°C |

PROPRIETARY AND CONFIDENTIAL
THE INFORMATION CONTAINED IN THIS
DRAWING IS THE SOLE PROPERTY OF
MENCOM CORPORATION. ANY
REPRODUCTION IN PART OR AS A WHOLE
WITHOUT THE WRITTEN PERMISSION OF
MENCOM CORPORATION IS
PROHIBITED.

MENCOM CORPORATION

TITLE:
CC; 2 DB9; MDC 4MR RCPT ZZ;LP1

SIZE **B** DWG. NO. LP1-2DB9-M12-4MR-ZZ-18 REV **A**

SCALE: 2:3 WEIGHT: SHEET 1 OF 1