COLOR	PORT / PIN	FUNCTION
BLUE	ALL PORTS PIN 3	V-
BROWN	ALL PORTS PIN 1	V+
GRN/YEL	ALL PORTS PIN 5	GROUND
WHITE	PORT 1 PIN 4	I/O
GREEN	PORT 2 PIN 4	I/O
YELLOW	PORT 3 PIN 4	I/O
GRAY	PORT 4 PIN 4	I/O
PINK	PORT 5 PIN 4	I/O
RED	PORT 6 PIN 4	I/O
BLACK	PORT 7 PIN 4	I/O
VIOLET	PORT 8 PIN 4	I/O
GRAY/PINK	PORT 1 PIN 2	I/O
RED/BLUE	PORT 2 PIN 2	I/O
WHITE/GREEN	PORT 3 PIN 2	I/O
BROWN/GREEN	PORT 4 PIN 2	I/O
WHITE/YELLOW	PORT 5 PIN 2	I/O
YELLOW/BROWN	PORT 6 PIN 2	I/O
WHITE/GRAY	PORT 7 PIN 2	I/O
GRAY/BROWN	PORT 8 PIN 2	I/O

REVISIONS			
REV.	DESCRIPTION	DATE	APPROVED
A	REDRAWN IN SW	05/16/2006	

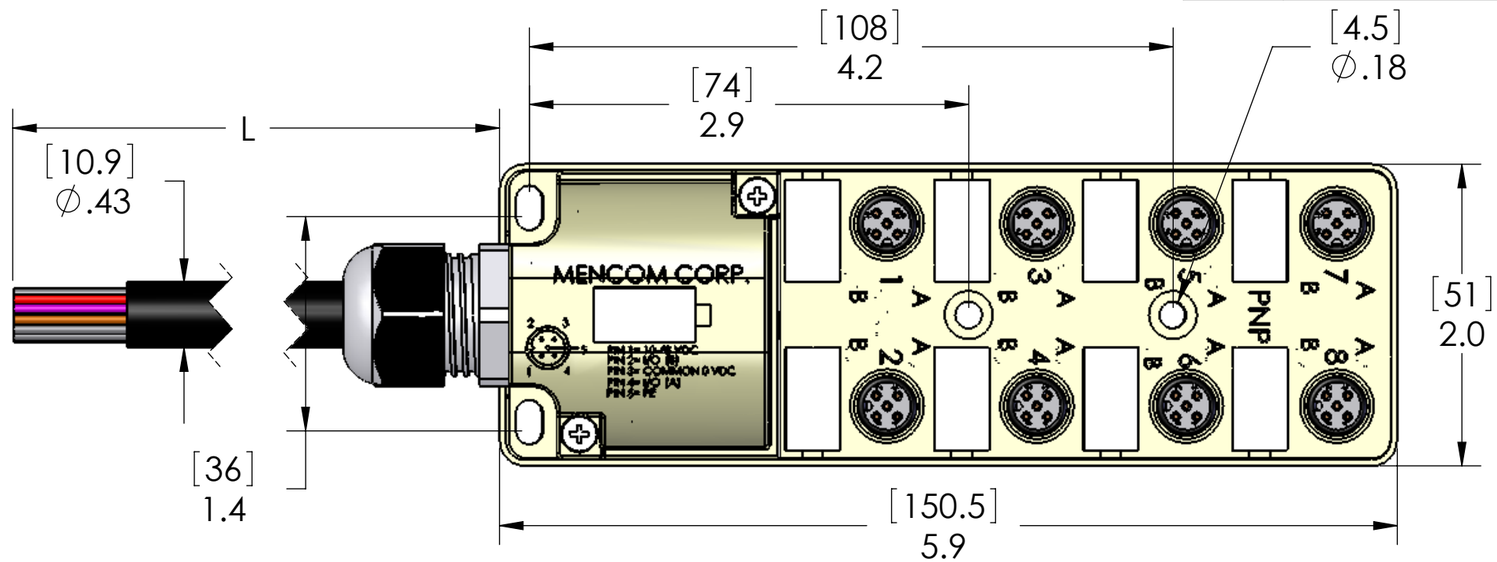

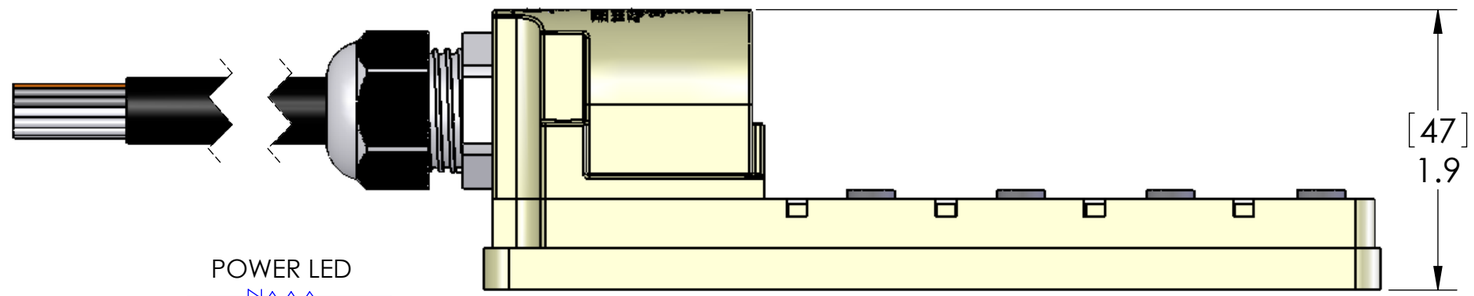

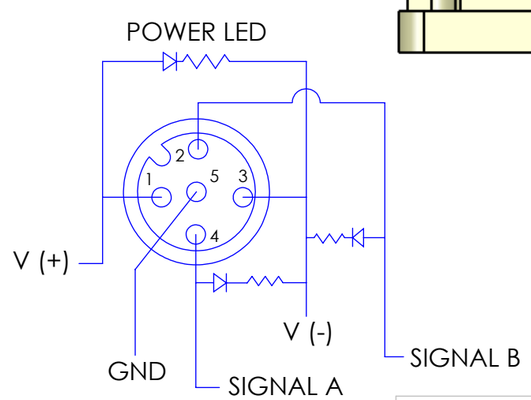

PART NUMBER	L
JDC-85P-219-C010	40" {1M]
JDC-85P-219-C020	78" [2M]
JDC-85P-219-C030	118" [3M]
JDC-85P-219-C040	157" [4M]
JDC-85P-219-C050	197" [5M]
JDC-85P-219-C080	315" [8M]
JDC-85P-219-C100	393" [10M]
JDC-85P-219-C150	590" [15M]
JDC-85P-219-C200	786" [20M]

ERIALS / SPECIFICATIONS	
BODY:	PBT
CABLE GLAND:	POLYAMIDE
MARKERS:	POLYAMIDE
INSERTS:	POLYAMIDE
O-RINGS:	NBR
CONTACTS:	GOLD PLATED COPPER ALLOY
CABLE:	PUR JACKETED 18/3, 16/22
RATINGS:	
AMPERAGE	3A PER PORT, 8A PER BLOCK
VOLTAGE	12 - 48VDC

PROPRIETARY AND CONFIDENTIAL

THE INFORMATION CONTAINED IN THIS DRAWING IS THE SOLE PROPERTY OF MENCOM CORPORATION. ANY REPRODUCTION IN PART OR AS A WHOLE WITHOUT THE WRITTEN PERMISSION OF MENCOM CORPORATION IS PROHIBITED.

UNLESS OTHERWISE SPECIFIED:

DIMENSIONS ARE IN INCHES AND [MM]

MATERIAL

FINISH

DO NOT SCALE DRAWING

	NAME
DRAWN	DWM
CHECKED	
ENG APPR.	
MFG APPR.	
Q.A.	

COMMENTS:

MENCOM CORPORATION

TITLE:

SIZE	DWG. NO.	REV
B	JDC-85P-219-CZZ	A

SCALE: 1:1 | WEIGHT: | SHEET 1 OF 1