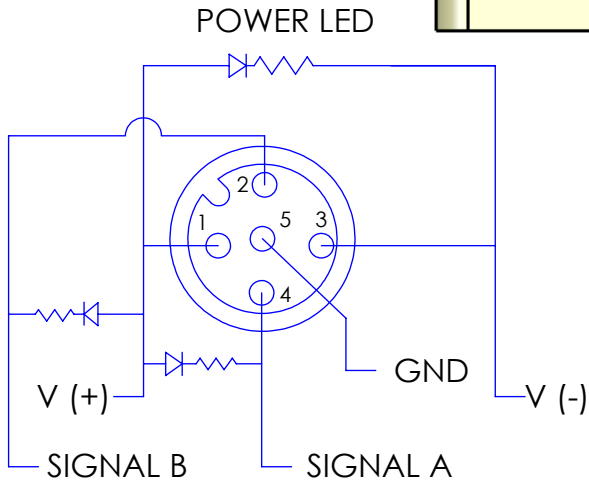
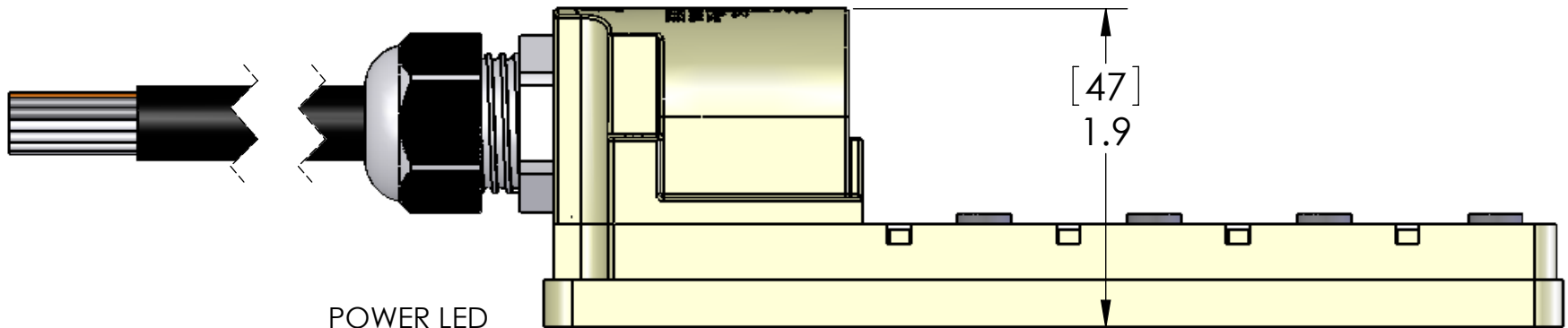
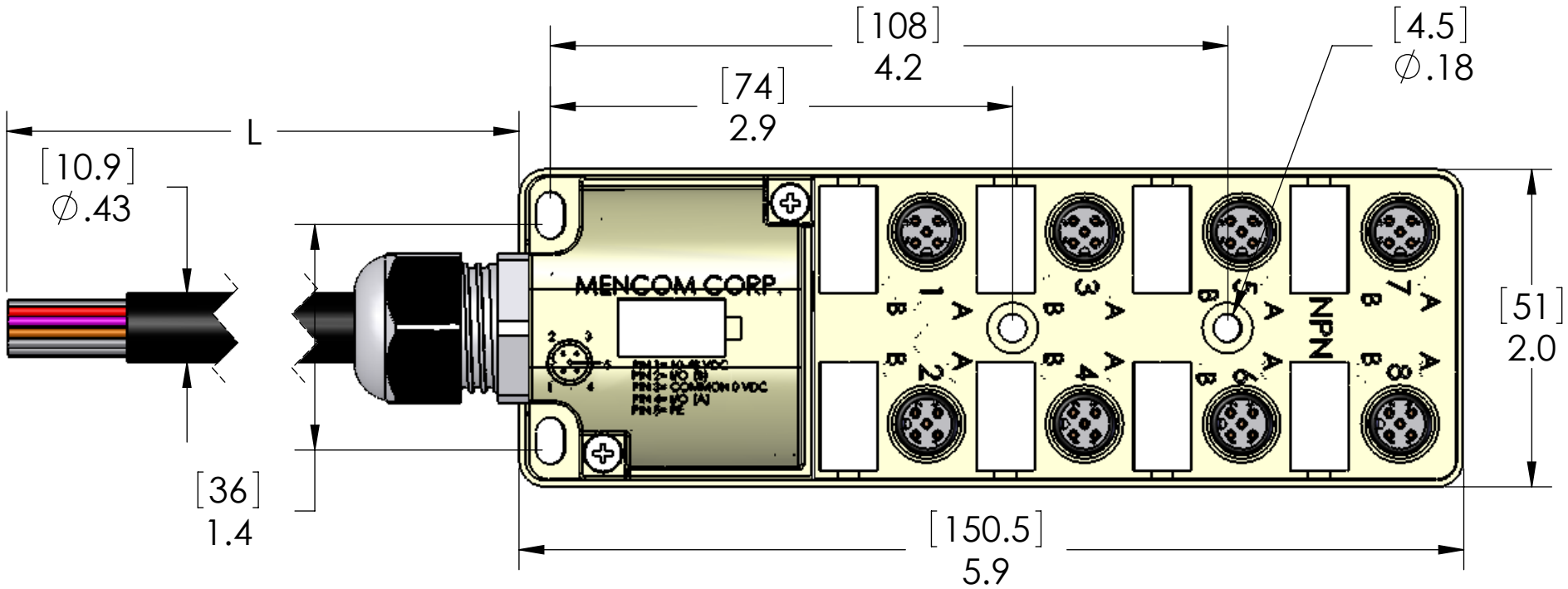


COLOR	PORT / PIN	FUNCTION
BLUE	ALL PORTS PIN 3	V-
BROWN	ALL PORTS PIN 1	V+
GRN/YEL	ALL PORTS PIN 5	GROUND
WHITE	PORT 1 PIN 4	I/O
GREEN	PORT 2 PIN 4	I/O
YELLOW	PORT 3 PIN 4	I/O
GRAY	PORT 4 PIN 4	I/O
PINK	PORT 5 PIN 4	I/O
RED	PORT 6 PIN 4	I/O
BLACK	PORT 7 PIN 4	I/O
VIOLET	PORT 8 PIN 4	I/O
GRAY/PINK	PORT 1 PIN 2	I/O
RED/BLUE	PORT 2 PIN 2	I/O
WHITE/GREEN	PORT 3 PIN 2	I/O
BROWN/GREEN	PORT 4 PIN 2	I/O
WHITE/YELLOW	PORT 5 PIN 2	I/O
YELLOW/BROWN	PORT 6 PIN 2	I/O
WHITE/GRAY	PORT 7 PIN 2	I/O
GRAY/BROWN	PORT 8 PIN 2	I/O

REVISIONS			
REV.	DESCRIPTION	DATE	APPROVED
A	REDRAWN IN SW	05/16/2006	



SERIALS / SPECIFICATIONS	
BODY:	PBT
CABLE GLAND:	POLYAMIDE
O-RINGS:	NBR
CONTACTS:	GOLD PLATED COPPER ALLOY
CABLE:	18/3, 16/22 BLK PUR JACKET
RATINGS:	
VOLTAGE	48VDC MAX
AMPERAGE	3A PER PORT, 8A PER BLOCK

PROPRIETARY AND CONFIDENTIAL
THE INFORMATION CONTAINED IN THIS DRAWING IS THE SOLE PROPERTY OF MENCOM CORPORATION. ANY REPRODUCTION IN PART OR AS A WHOLE WITHOUT THE WRITTEN PERMISSION OF MENCOM CORPORATION IS PROHIBITED.

PART NUMBER	L
JDC-85N-219-C010	40" [1M]
JDC-85N-219-C020	78" [2M]
JDC-85N-219-C030	118" [3M]
JDC-85N-219-C040	157" [4M]
JDC-85N-219-C050	197" [5M]
JDC-85N-219-C060	236" [6M]
JDC-85N-219-C080	315" [8M]
JDC-85N-219-C100	393" [10M]
JDC-85N-219-C150	590" [15M]
JDC-85N-219-C200	786" [20M]

UNLESS OTHERWISE SPECIFIED:		NAME	MENCOM CORPORATION	
DIMENSIONS ARE IN INCHES AND [MM]		DWM		
		DRAWN		
		CHECKED		
		ENG APPR.		
		MFG APPR.	TITLE:	
		Q.A.		
		COMMENTS:		
MATERIAL		SIZE	DWG. NO.	REV
FINISH		B	JDC-85N-219-CZZ	A
DO NOT SCALE DRAWING		SCALE: 1:1	WEIGHT:	SHEET 1 OF 1