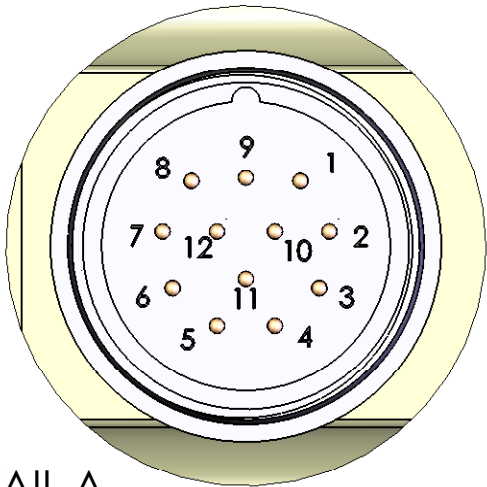
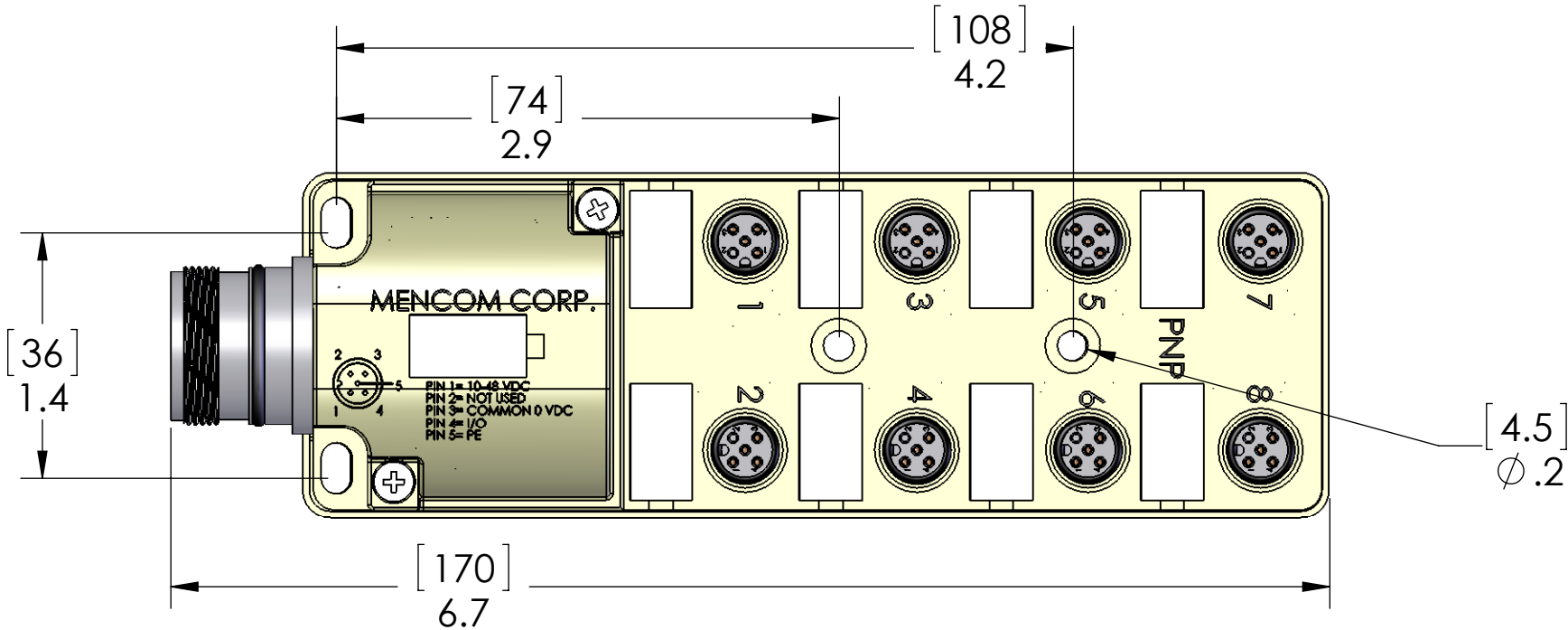
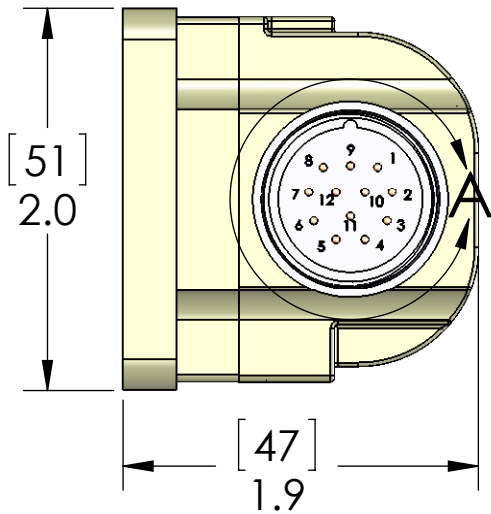


| MCV | PORT/PIN | FUNCTION |
|--------|-----------------|----------|
| 11 | ALL PORTS PIN 1 | V + |
| 9 & 10 | ALL PORTS PIN 3 | V - |
| 12 | ALL PORTS PIN 5 | GND |
| 1 | PORT 1 PIN 4 | I / O |
| 2 | PORT 2 PIN 4 | I / O |
| 3 | PORT 3 PIN 4 | I / O |
| 4 | PORT 4 PIN 4 | I / O |
| 5 | PORT 5 PIN 4 | I / O |
| 6 | PORT 6 PIN 4 | I / O |
| 7 | PORT 7 PIN 4 | I / O |
| 8 | PORT 8 PIN 4 | I / O |



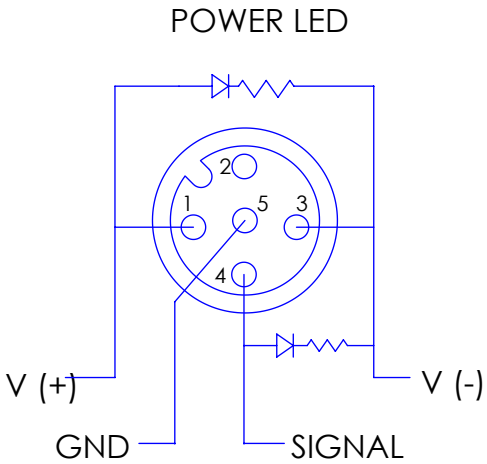
DETAIL A
SCALE 2 : 1

| REVISIONS | | | |
|-----------|-------------|------------|----------|
| REV. | DESCRIPTION | DATE | APPROVED |
| A | DRAWN IN SW | 11/11/2011 | BEM |



MATING MCV CABLES ORDERED SEPERATELY:
P/N: MCV-12FP-FW (FIELD WIREABLE)
MCV-12FP-ZZ (PRECABLED, ZZ= LENGTH IN METERS)

| | |
|------------|---------------------------|
| MATERIALS: | |
| BODY: | PBT |
| MARKERS: | POLYAMIDE |
| INSERTS: | POLYAMIDE |
| MCV SHELL: | NICKEL PLATED BRASS |
| CONTACTS: | GOLD PLATED COPPER ALLOY |
| O-RINGS: | NBR |
| RATINGS: | |
| VOLTS: | 48VDC MAX |
| AMPS: | 3A PER PORT, 8A PER BLOCK |



PROPRIETARY AND CONFIDENTIAL
THE INFORMATION CONTAINED IN THIS DRAWING IS THE SOLE PROPERTY OF MENCOM CORPORATION. ANY REPRODUCTION IN PART OR AS A WHOLE WITHOUT THE WRITTEN PERMISSION OF MENCOM CORPORATION IS PROHIBITED.

| | | | | |
|-----------------------------------|--|-----------|--------------------|------------------|
| UNLESS OTHERWISE SPECIFIED: | | NAME | MENCOM CORPORATION | |
| DIMENSIONS ARE IN INCHES AND [MM] | | DCT | | |
| | | DRAWN | | |
| | | CHECKED | | |
| | | ENG APPR. | | |
| | | MFG APPR. | TITLE: | |
| | | Q.A. | | |
| | | COMMENTS: | | |
| MATERIAL | | | SIZE | DWG. NO. |
| FINISH | | | B | JDC-84P-212-V000 |
| DO NOT SCALE DRAWING | | | SCALE: 1:1 | WEIGHT: |
| | | | | SHEET 1 OF 1 |