

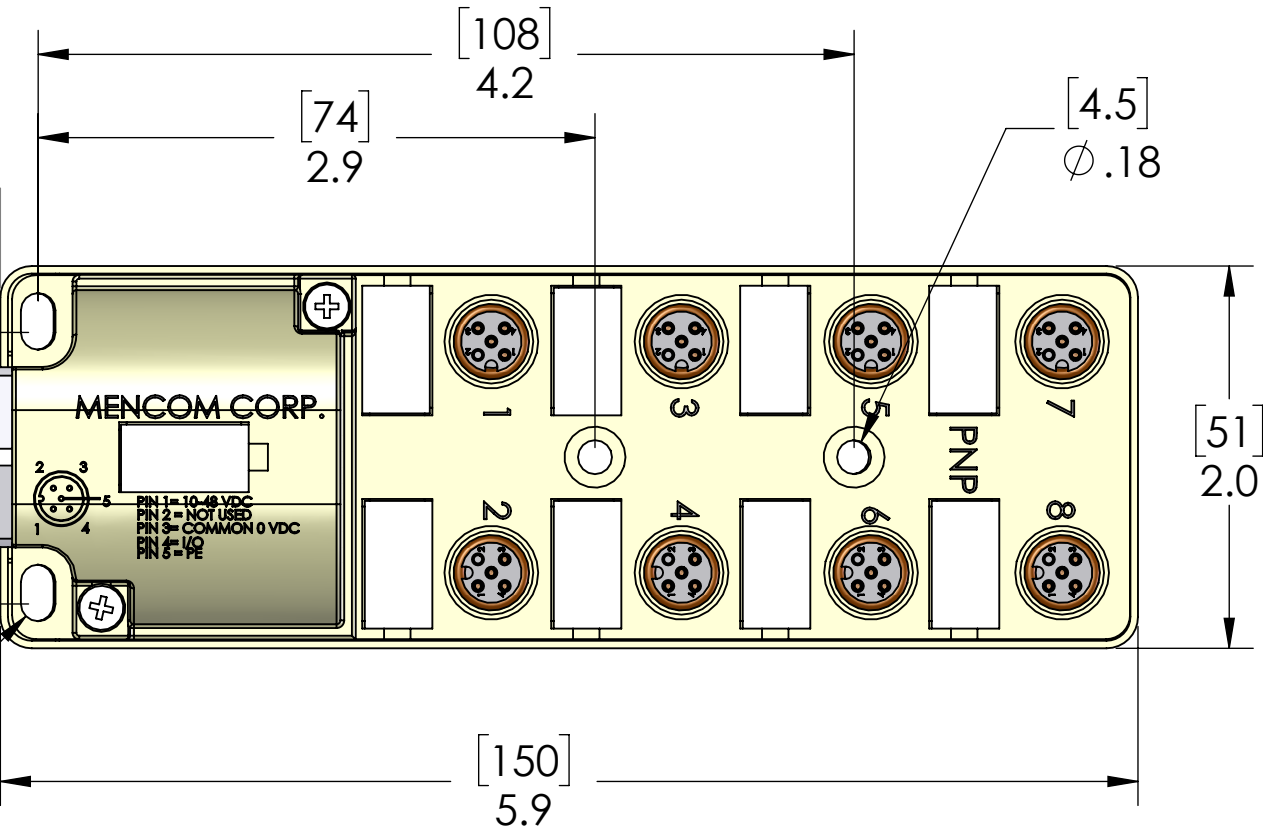
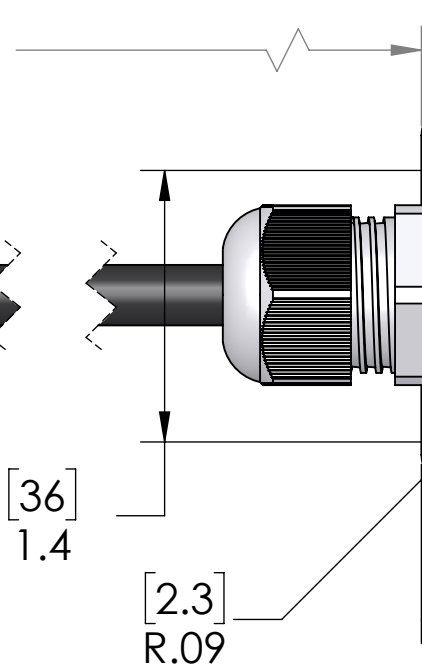
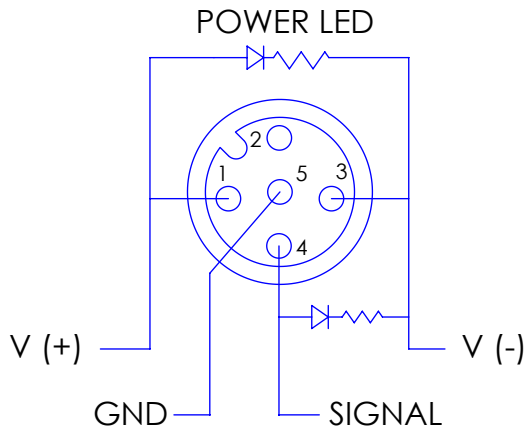
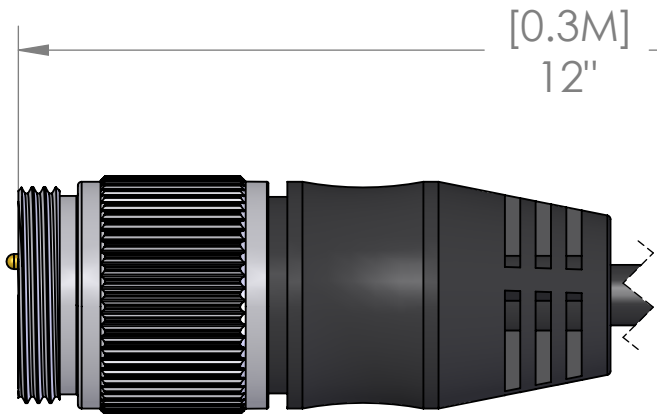
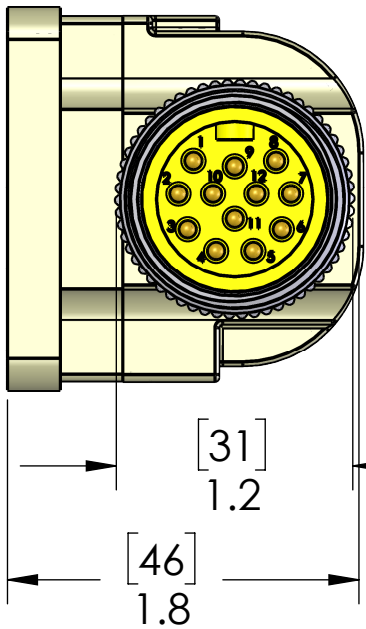
MIN	FUNCTION
10	ALL PORTS PIN 1 / V+
11	ALL PORTS PIN 3 / V-
9	ALL PORTS PIN 5 / GND
1	PORT 1 / PIN 4
2	PORT 2 / PIN 4
3	PORT 3 / PIN 4
4	PORT 4 / PIN 4
5	PORT 5 / PIN 4
6	PORT 6 / PIN 4
7	PORT 7 / PIN 4
8	PORT 8 / PIN 4

D

C

B

A



THIS IS A PNP BLOCK

MATERIALS:	
BODY:	PBT
MARKERS:	POLYAMIDE
SHELLS:	NICKEL PLATED BRASS
INSERTS:	POLYAMIDE
CONTACTS:	GOLD PLATED COPPER ALLOY
O-RINGS:	NBR
CABLE:	18/3, 22/8 PUR JACKET
MIN BODY:	BLACK PUR
MIN CPLG:	NICKEL PLATED BRASS
RATINGS:	
VOLTS:	48V MAX
AMPS:	3A PER PORT, 10A PER BLOCK

PROPRIETARY AND CONFIDENTIAL
THE INFORMATION CONTAINED IN THIS DRAWING IS THE SOLE PROPERTY OF MENCOM CORPORATION. ANY REPRODUCTION IN PART OR AS A WHOLE WITHOUT THE WRITTEN PERMISSION OF MENCOM CORPORATION IS PROHIBITED.

UNLESS OTHERWISE SPECIFIED:	DRAWN BY	JJH
DIMENSIONS ARE IN INCHES AND [MM]	DRAWN DATE	09/14/2022
	CHECKED BY	DCG
	CHECK DATE	09/14/2022
	COMMENTS:	
MATERIAL		
FINISH		
DO NOT SCALE DRAWING		

MENCOM CORPORATION		
TITLE:		
SIZE	DWG. NO.	REV
B	JDC-84P-212-M003	A
SCALE: 1:1	WEIGHT:	SHEET 1 OF 1