

WIRING	
COLOR	FUNCTION
J1 - +	V+ (ALL PORTS PIN 1)
J1 - -	V- (ALL PORTS PIN 3)
J1 - GND	GND (ALL PORTS PIN 5)
J2 - 1	PORT 1 PIN 4
J2 - 2	PORT 2 PIN 4
J2 - 3	PORT 3 PIN 4
J2 - 4	PORT 4 PIN 4
J2 - 5	PORT 5 PIN 4
J2 - 6	PORT 6 PIN 4
J2 - 7	PORT 7 PIN 4
J2 - 8	PORT 8 PIN 4

REVISIONS			
REV.	DESCRIPTION	DATE	APPROVED
A	REDRAWN IN SW	2/20/2007	

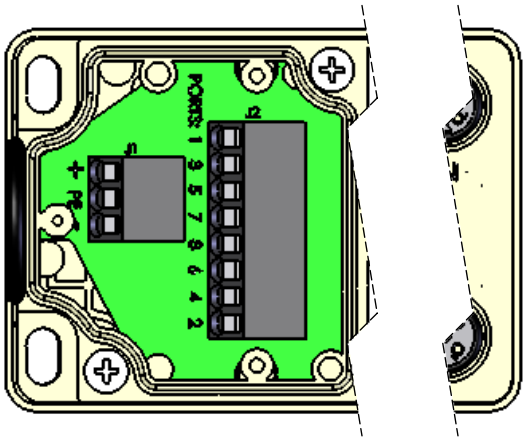
D

C

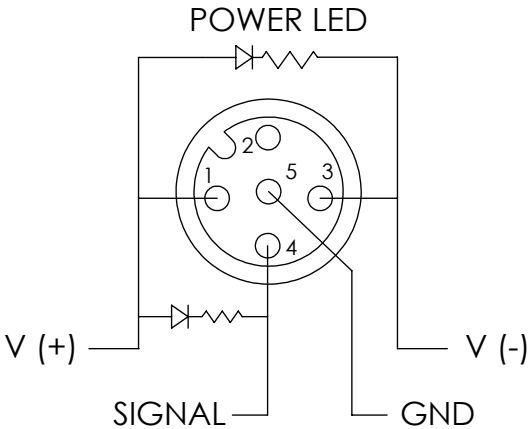
B

A

ACCEPTABLE CABLE
DIAMETERS: 5 - 13mm

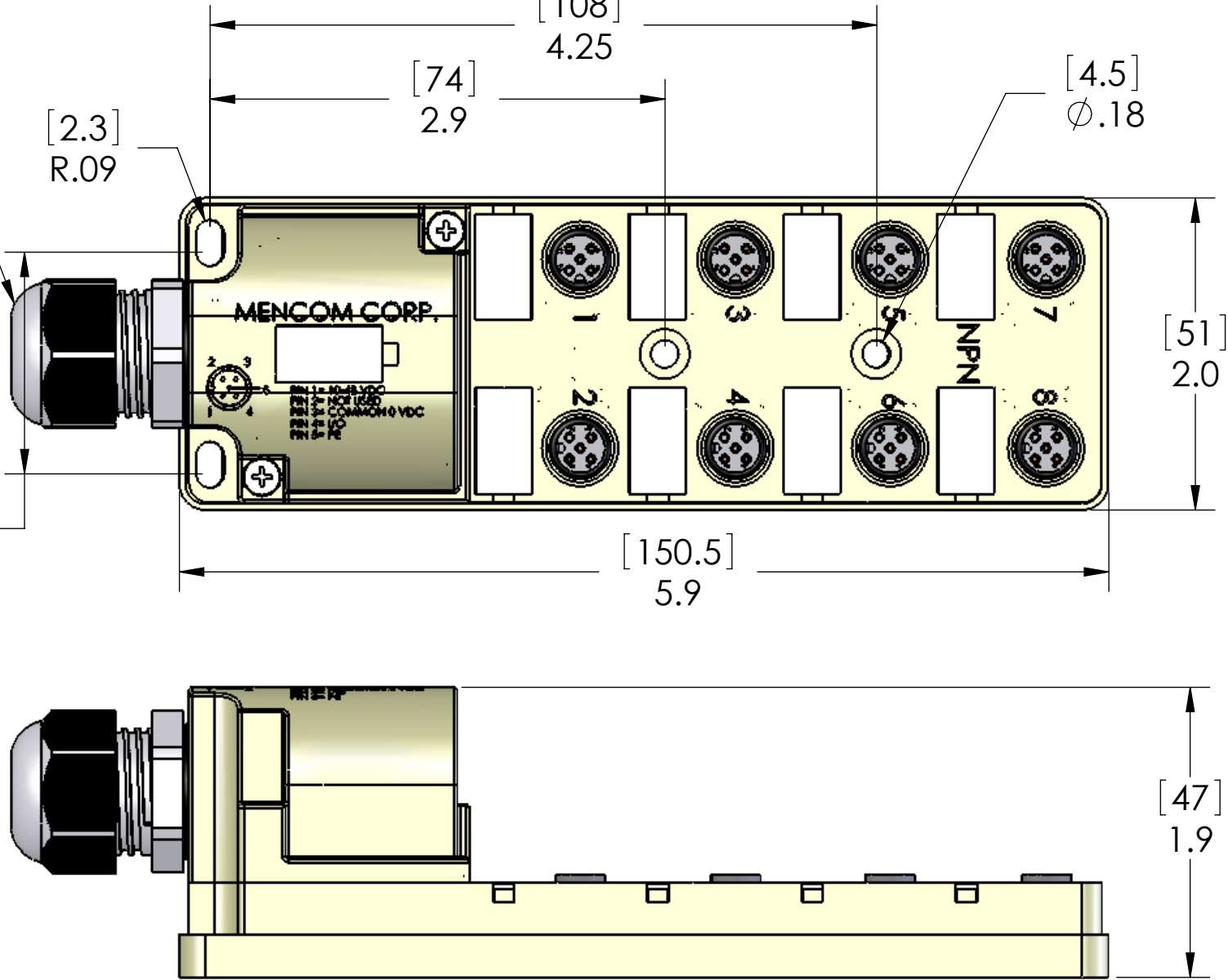


CONNECTIONS MADE
VIA SPRING CLAMP
TERMINAL BLOCKS



MATERIALS:	
BODY:	PBT
MARKERS:	POLYAMIDE
INSERTS:	POLYAMIDE
GLAND:	POLYAMIDE
CONTACTS:	GOLD PLATED COPPER ALLOY
O-RINGS:	NBR
RATINGS:	
VOLTS:	48VDC MAX
AMPS:	3A PER PORT, 8A PER BLOCK

PROPRIETARY AND CONFIDENTIAL
THE INFORMATION CONTAINED IN THIS
DRAWING IS THE SOLE PROPERTY OF
MENCOM CORPORATION. ANY
REPRODUCTION IN PART OR AS A WHOLE
WITHOUT THE WRITTEN PERMISSION OF
MENCOM CORPORATION IS
PROHIBITED.



THIS IS A LIGHTED NPN BLOCK

UNLESS OTHERWISE SPECIFIED: DIMENSIONS ARE IN INCHES AND [MM]		NAME	MENCOM CORPORATION	
		DWM		
		TITLE:		
		SIZE	DWG. NO.	REV
		SCALE: 1:1	WEIGHT:	SHEET 1 OF 1
MATERIAL		DRAWN	JDC-84N-211-F000	
FINISH		CHECKED		
DO NOT SCALE DRAWING		ENG APPR.		
		MFG APPR.		
		Q.A.		
		COMMENTS:		