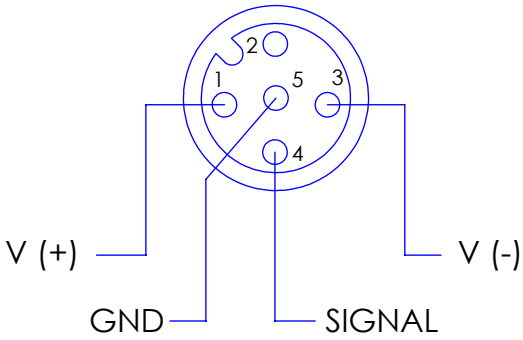
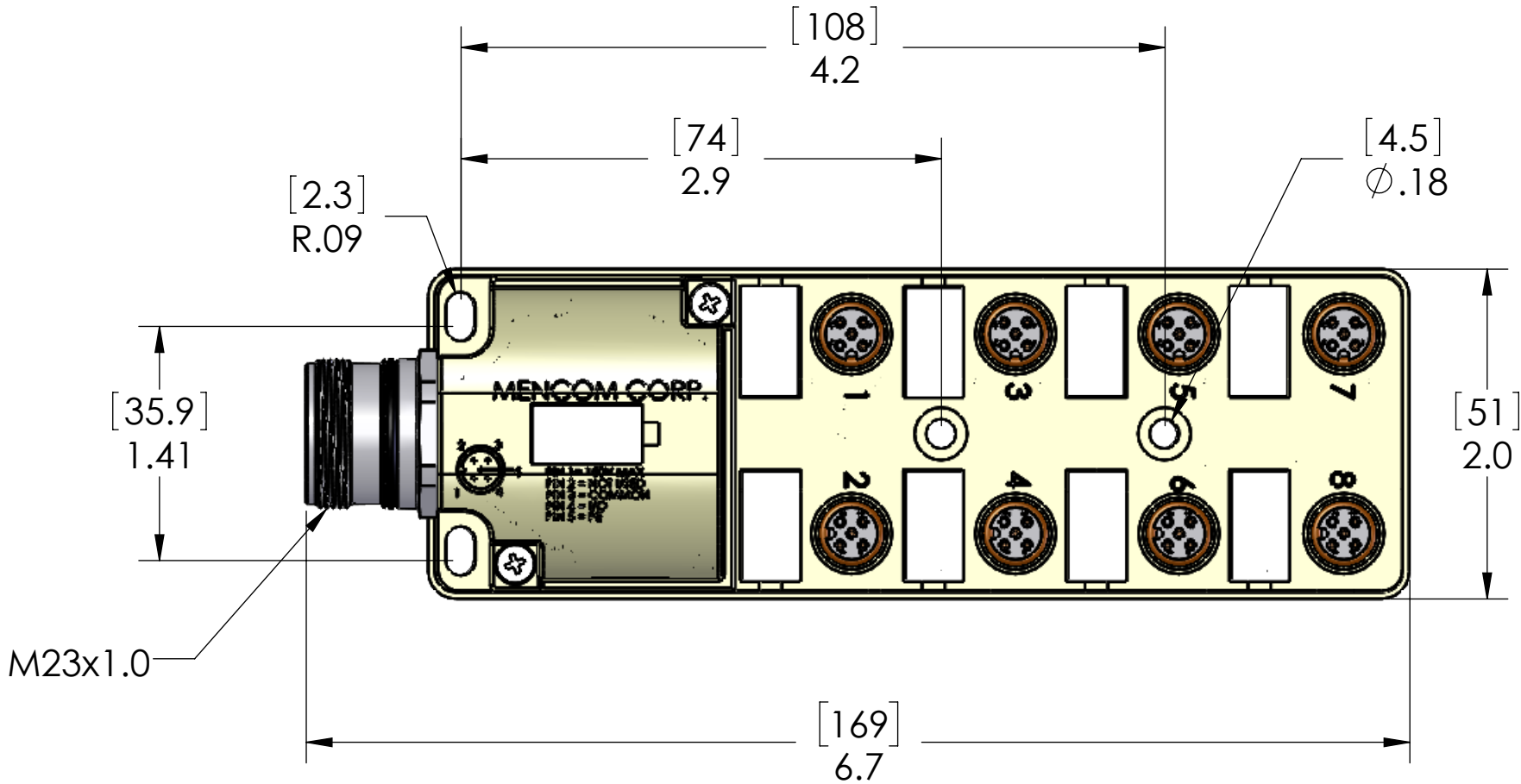
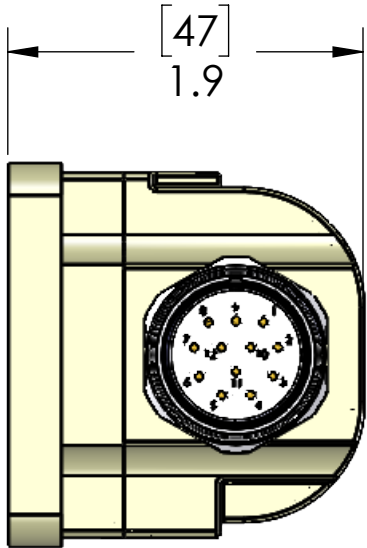


WIRING	
MCV PIN #	FUNCTION
11	V+ (ALL PORTS PIN 1)
9 & 10	V- (ALL PORTS PIN 3)
12	GND (ALL PORTS PIN 5)
1	PORT 1 PIN 4
2	PORT 2 PIN 4
3	PORT 3 PIN 4
4	PORT 4 PIN 4
5	PORT 5 PIN 4
6	PORT 6 PIN 4
7	PORT 7 PIN 4
8	PORT 8 PIN 4



MATERIALS:	
BODY:	PBT
MARKERS:	POLYAMIDE
INSERTS:	POLYAMIDE
GLAND:	POLYAMIDE
CONTACTS:	GOLD PLATED COPPER ALLOY
O-RINGS:	NBR
MCV HSG:	NICKEL PLATED BRASS
RATINGS:	
VOLTS:	120V MAX
AMPS:	3A PER PORT, 12A PER BLOCK

**PROPRIETARY AND CONFIDENTIAL**  
THE INFORMATION CONTAINED IN THIS DRAWING IS THE SOLE PROPERTY OF MENCOM CORPORATION. ANY REPRODUCTION IN PART OR AS A WHOLE WITHOUT THE WRITTEN PERMISSION OF MENCOM CORPORATION IS PROHIBITED.

UNLESS OTHERWISE SPECIFIED:  DIMENSIONS ARE IN INCHES AND [MM]	DRAWN BY	ADM
	DRAWN DATE	09/22/2016
	CHECKED BY	
	CHECK DATE	
	COMMENTS:	
MATERIAL		
FINISH		
DO NOT SCALE DRAWING		

MENCOM CORPORATION		
TITLE:		
SIZE	DWG. NO.	REV
<b>B</b>	JDC-840-012-V000	<b>B</b>
SCALE: 1:1	WEIGHT:	SHEET 1 OF 1