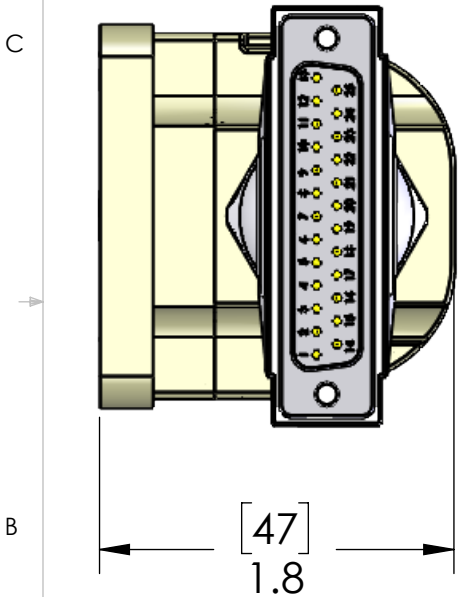
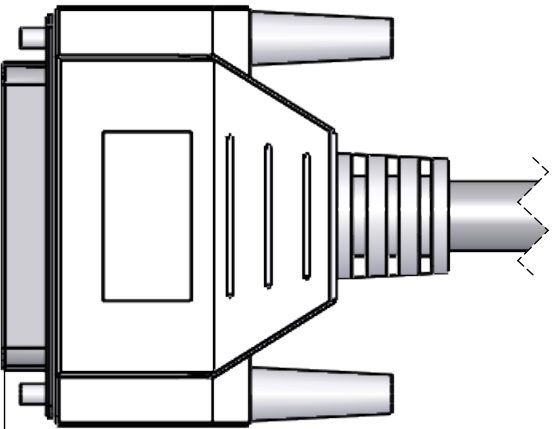


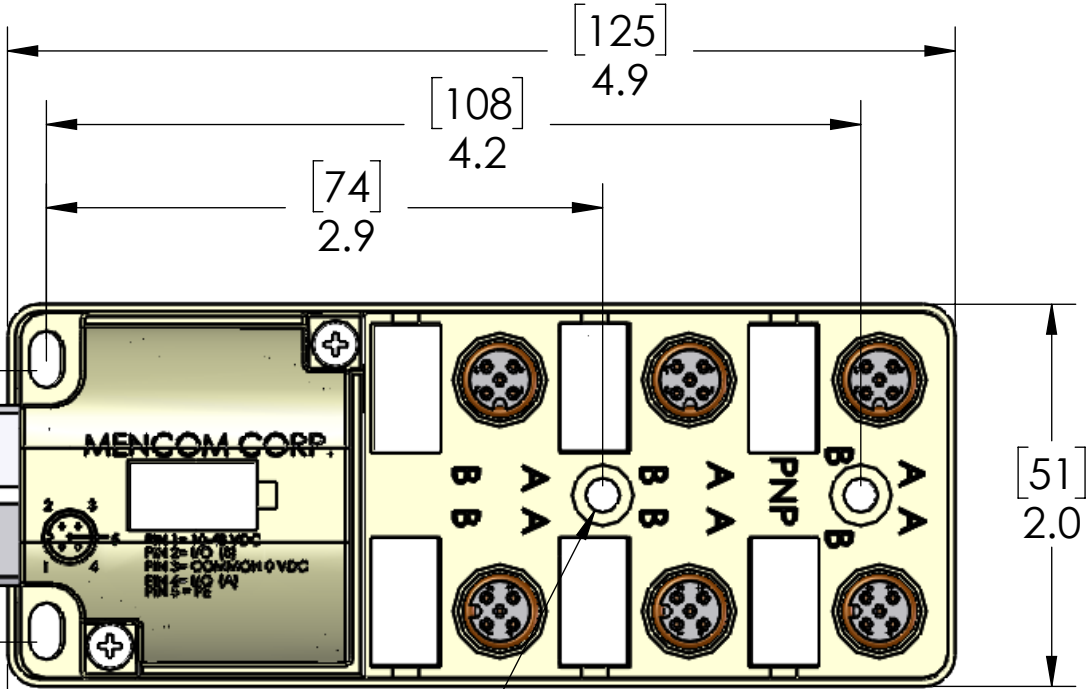
DB25 PIN #	PORT / PIN	FUNCTION
22 & 23	ALL PORTS PIN 1	V+
24 & 25	ALL PORTS PIN 3	V-
DRAIN	ALL PORTS PIN 5	GND
2	PORT 1 PIN 2	I/O
1	PORT 1 PIN 4	I/O
4	PORT 2 PIN 2	I/O
3	PORT 2 PIN 4	I/O
6	PORT 3 PIN 2	I/O
5	PORT 3 PIN 4	I/O
8	PORT 4 PIN 2	I/O
7	PORT 4 PIN 4	I/O
10	PORT 5 PIN 2	I/O
9	PORT 5 PIN 4	I/O
12	PORT 6 PIN 2	I/O
11	PORT 6 PIN 4	I/O



DB25 MALE PLUG

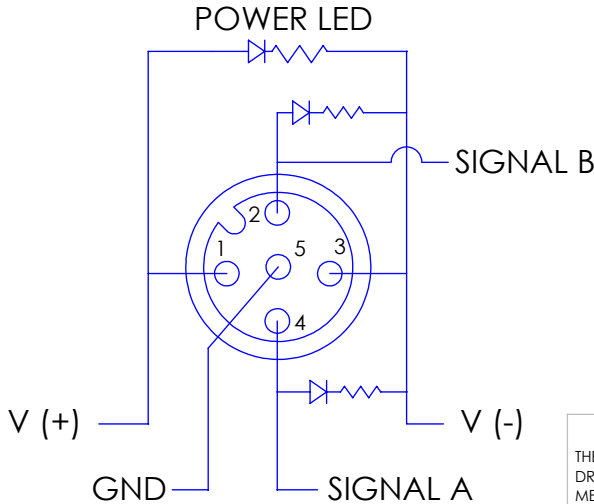


36
1.4



4.5
Ø .18

THIS IS A LIGHTED PNP BLOCK



PROPRIETARY AND CONFIDENTIAL
THE INFORMATION CONTAINED IN THIS DRAWING IS THE SOLE PROPERTY OF MENCOM CORPORATION. ANY REPRODUCTION IN PART OR AS A WHOLE WITHOUT THE WRITTEN PERMISSION OF MENCOM CORPORATION IS PROHIBITED.

TABLE A	
P/N	L
JDC-65P-225-D010	40" [1m]
JDC-65P-225-D020	79" [2m]
JDC-65P-225-D040	157" [4m]
JDC-65P-225-D050	197" [5m]
JDC-65P-225-D060	238" [6m]
JDC-65P-225-D100	393" [10m]

MATERIALS:	
BODY:	PBT
MARKERS:	POLYAMIDE
INSERTS:	POLYAMIDE
GLAND:	POLYAMIDE
CONTACTS:	GOLD PLATED COPPER ALLOY
O-RINGS:	NBR
CABLE:	20/4, 24/21 SHIELDED PVC JKT
RATINGS:	
VOLTS:	48VDC MAX
AMPS:	3A PER PORT, 8A PER BLOCK

UNLESS OTHERWISE SPECIFIED:	
DIMENSIONS ARE IN INCHES AND [MM]	
MATERIAL	
FINISH	
DO NOT SCALE DRAWING	

DRAWN BY	JJH
DRAWN DATE	07/17/2020
CHECKED BY	ADM
CHECK DATE	07/17/2020

COMMENTS:

MENCOM CORPORATION			
TITLE:			
SIZE	DWG. NO.	REV	
B	JDC-65P-225-DZZ	A	
SCALE: 1:1	WEIGHT:	SHEET 1 OF 1	