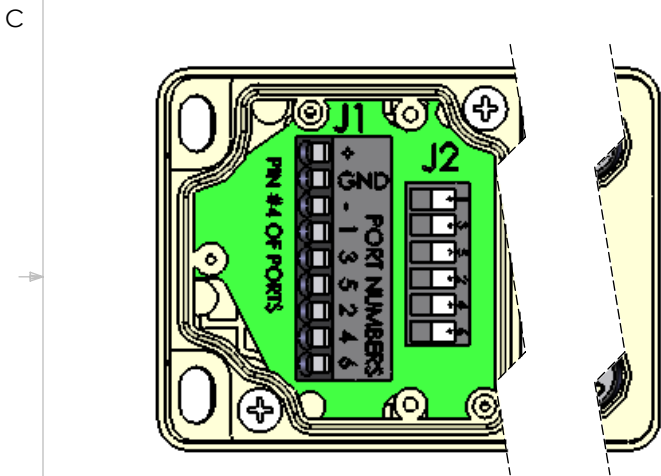
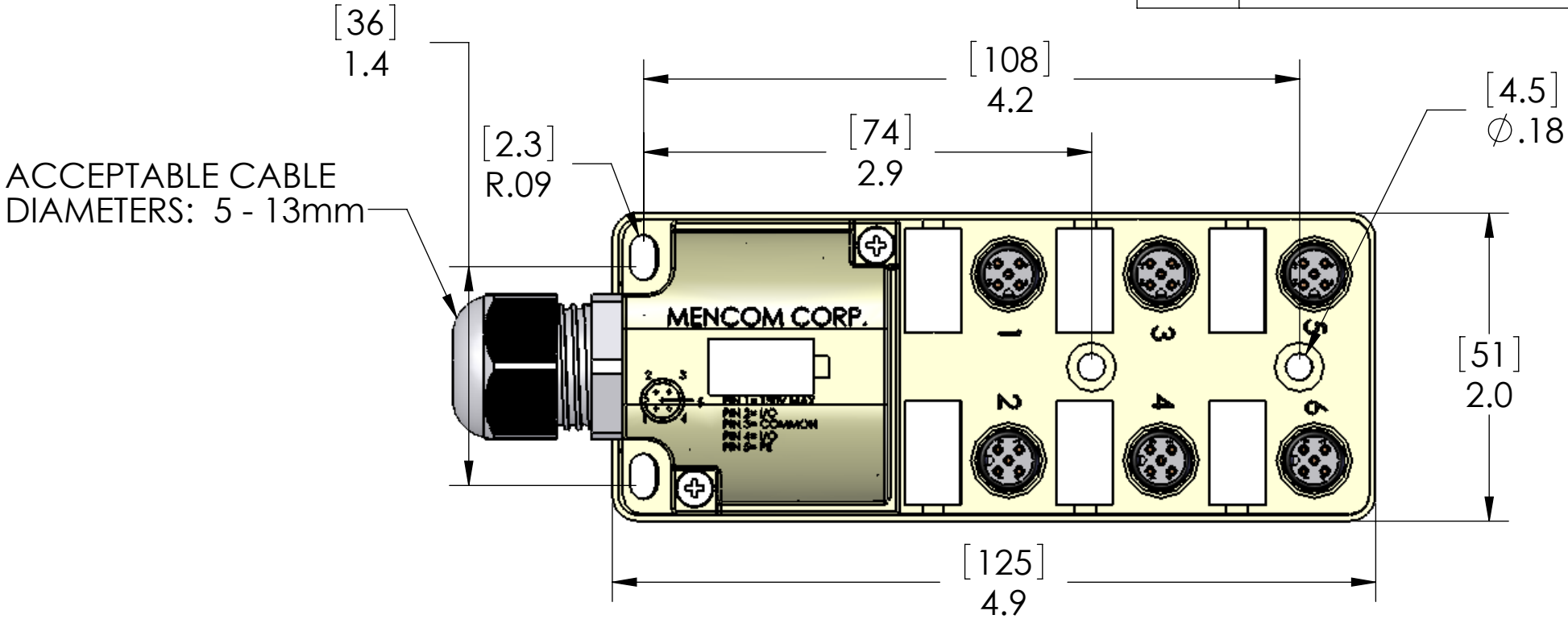
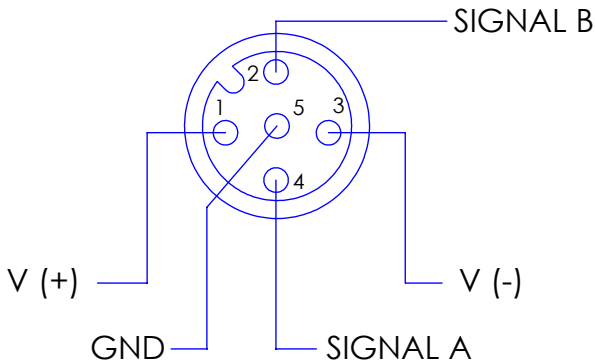
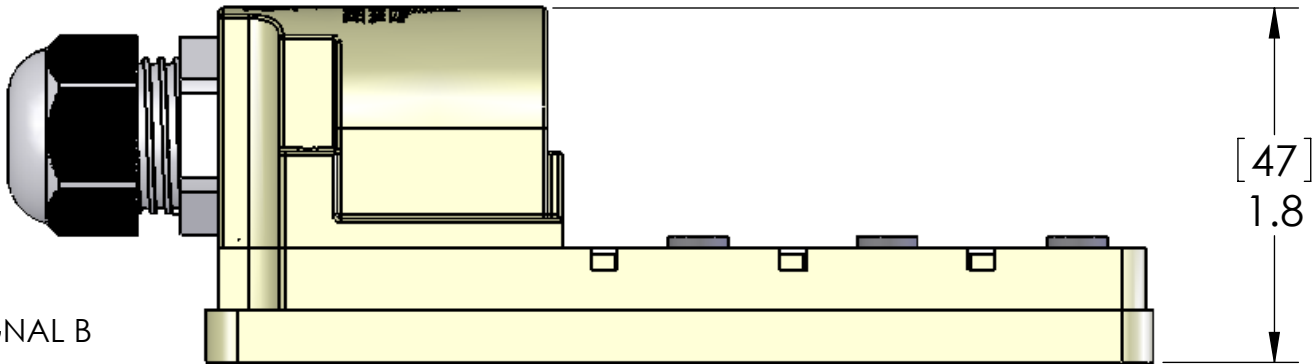


WIRING	
COLOR	FUNCTION
J1 - +	V+ (ALL PORTS PIN 1)
J1 - -	V- (ALL PORTS PIN 3)
J1 - GND	GND (ALL PORTS PIN 5)
J1 - 1	PORT 1 PIN 4
J1 - 2	PORT 2 PIN 4
J1 - 3	PORT 3 PIN 4
J1 - 4	PORT 4 PIN 4
J1 - 5	PORT 5 PIN 4
J1 - 6	PORT 6 PIN 4
J2 - 1	PORT 1 PIN 2
J2 - 2	PORT 2 PIN 2
J2 - 3	PORT 3 PIN 2
J2 - 4	PORT 4 PIN 2
J2 - 5	PORT 5 PIN 2
J2 - 6	PORT 6 PIN 2

REVISIONS			
REV.	DESCRIPTION	DATE	APPROVED
A	REDRAWN IN SW	2/20/2007	



CONNECTIONS MADE  
VIA SPRING CLAMP  
TERMINAL BLOCKS



MATERIALS:	
BODY:	PBT
MARKERS:	POLYAMIDE
INSERTS:	POLYAMIDE
GLAND:	POLYAMIDE
CONTACTS:	GOLD PLATED COPPER ALLOY
O-RINGS:	NBR
RATINGS:	
VOLTS:	150V MAX
AMPS:	3A PER PORT, 8A PER BLOCK

**PROPRIETARY AND CONFIDENTIAL**  
THE INFORMATION CONTAINED IN THIS  
DRAWING IS THE SOLE PROPERTY OF  
MENCOM CORPORATION. ANY  
REPRODUCTION IN PART OR AS A WHOLE  
WITHOUT THE WRITTEN PERMISSION OF  
MENCOM CORPORATION IS  
PROHIBITED.

		UNLESS OTHERWISE SPECIFIED:		NAME	MENCOM CORPORATION		
		DIMENSIONS ARE IN INCHES AND [MM]	DRAWN	DWM	TITLE:		
			CHECKED				
			ENG APPR.				
			MFG APPR.				
			Q.A.				
			COMMENTS:		SIZE   DWG. NO.   REV <b>B</b> JDC-650-015-F000 <b>A</b>		
		MATERIAL					
		FINISH					
		DO NOT SCALE DRAWING	SCALE: 1:1   WEIGHT:   SHEET 1 OF 1				