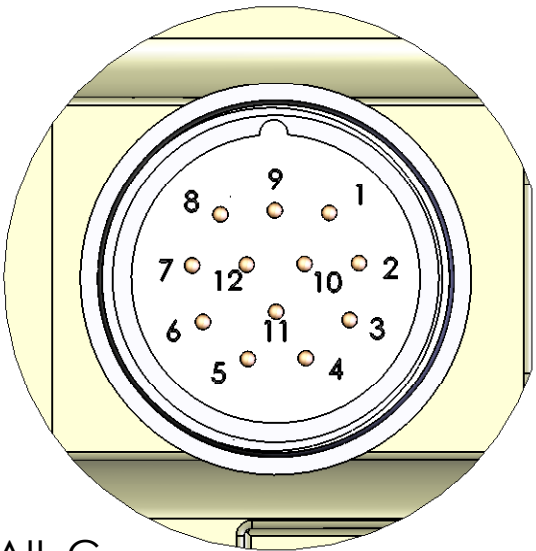
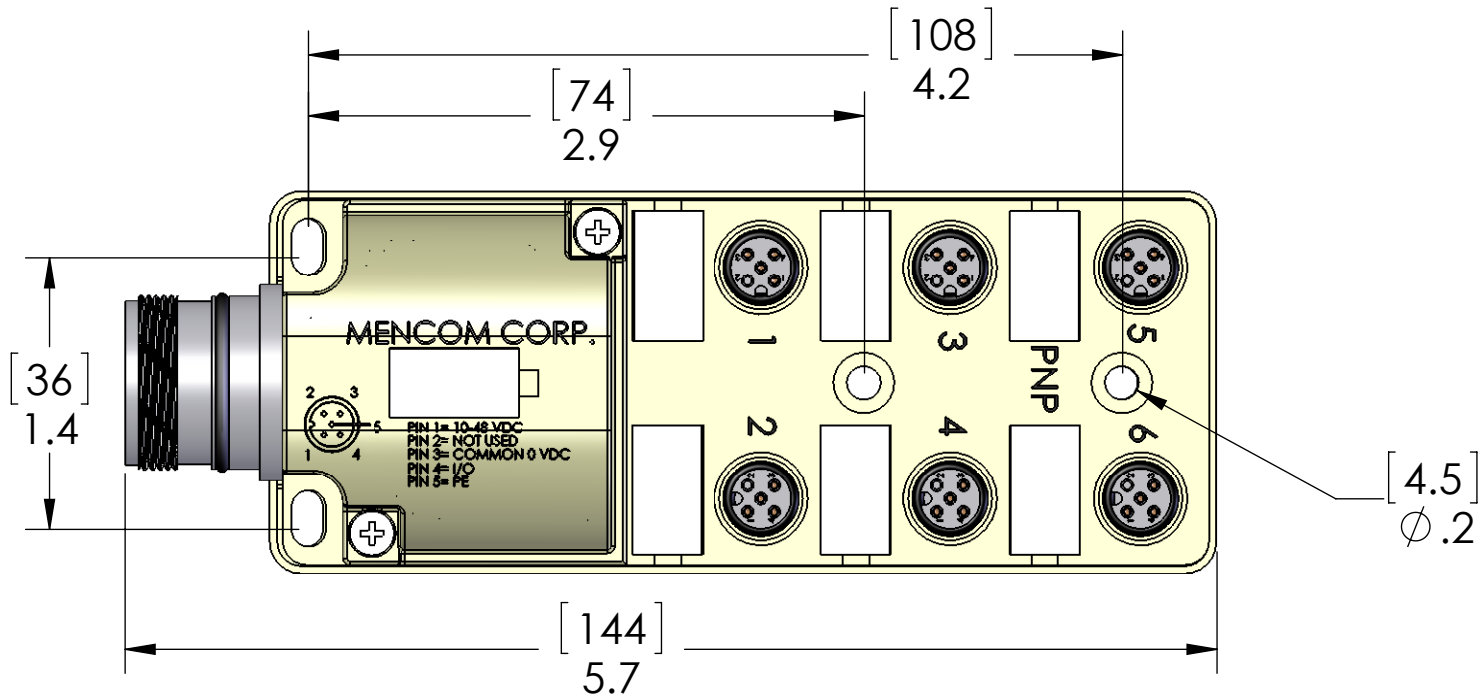
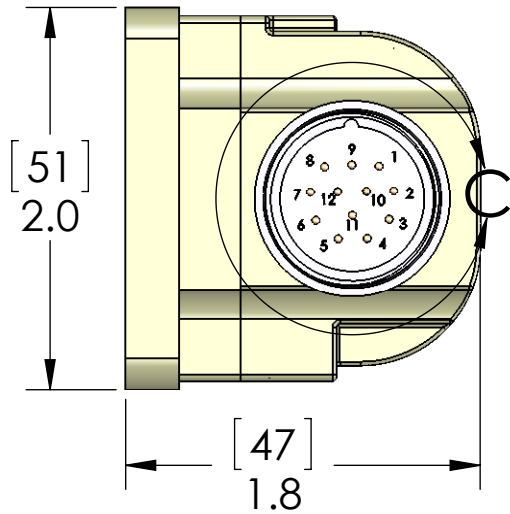


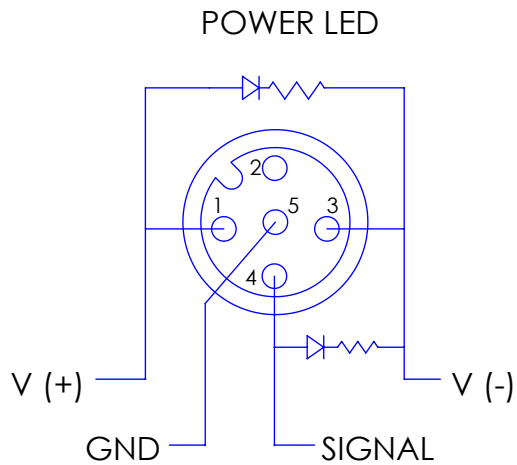
MCV	PORT / PIN	FUNCTION
11	ALL PORTS PIN 1	V +
9 & 10	ALL PORTS PIN 3	V -
12	ALL PORTS PIN 5	GND
1	PORT 1 PIN 4	I / O
2	PORT 2 PIN 4	I / O
3	PORT 3 PIN 4	I / O
4	PORT 4 PIN 4	I / O
5	PORT 5 PIN 4	I / O
6	PORT 6 PIN 4	I / O



DETAIL C
SCALE 2 : 1



MATERIALS:	
BODY:	PBT
MARKERS:	POLYAMIDE
INSERTS:	POLYAMIDE
MCV SHELL:	NICKEL PLATED BRASS
CONTACTS:	GOLD PLATED COPPER ALLOY
O-RINGS:	NBR
RATINGS:	
VOLTS:	48VDC MAX
AMPS:	3A PER PORT, 8A PER BLOCK



PROPRIETARY AND CONFIDENTIAL
THE INFORMATION CONTAINED IN THIS DRAWING IS THE SOLE PROPERTY OF MENCOM CORPORATION. ANY REPRODUCTION IN PART OR AS A WHOLE WITHOUT THE WRITTEN PERMISSION OF MENCOM CORPORATION IS PROHIBITED.

MATING MCV CABLES ORDERED SEPERATELY:
P/N: MCV-12FP-FW (FIELD WIREABLE)
MCV-12FP-ZZ (PRECABLED, ZZ= LENGTH IN METERS)

REVISIONS			
REV.	DESCRIPTION	DATE	APPROVED
A	REDRAWN IN SW	11/11/2011	BEM

UNLESS OTHERWISE SPECIFIED:		NAME		MENCOM CORPORATION	
DIMENSIONS ARE IN INCHES AND [MM]		DRAWN	DCT		
		CHECKED			
		ENG APPR.			
		MFG APPR.			
		Q.A.		TITLE:	
		COMMENTS:			
MATERIAL		SIZE		DWG. NO.	REV
FINISH		B		JDC-64P-212-V000	A
DO NOT SCALE DRAWING		SCALE: 1:1		WEIGHT:	SHEET 1 OF 1