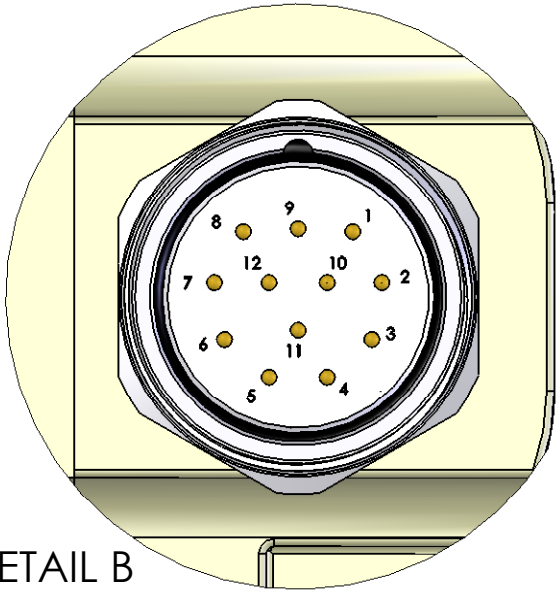
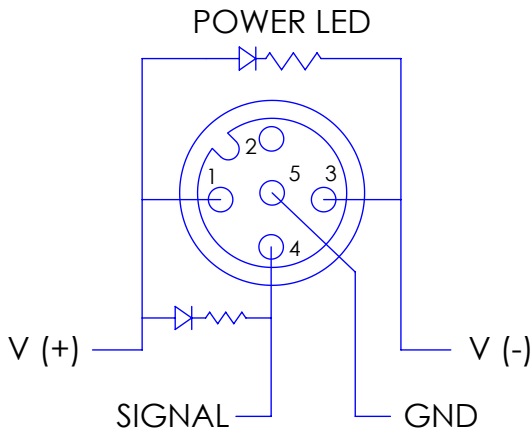
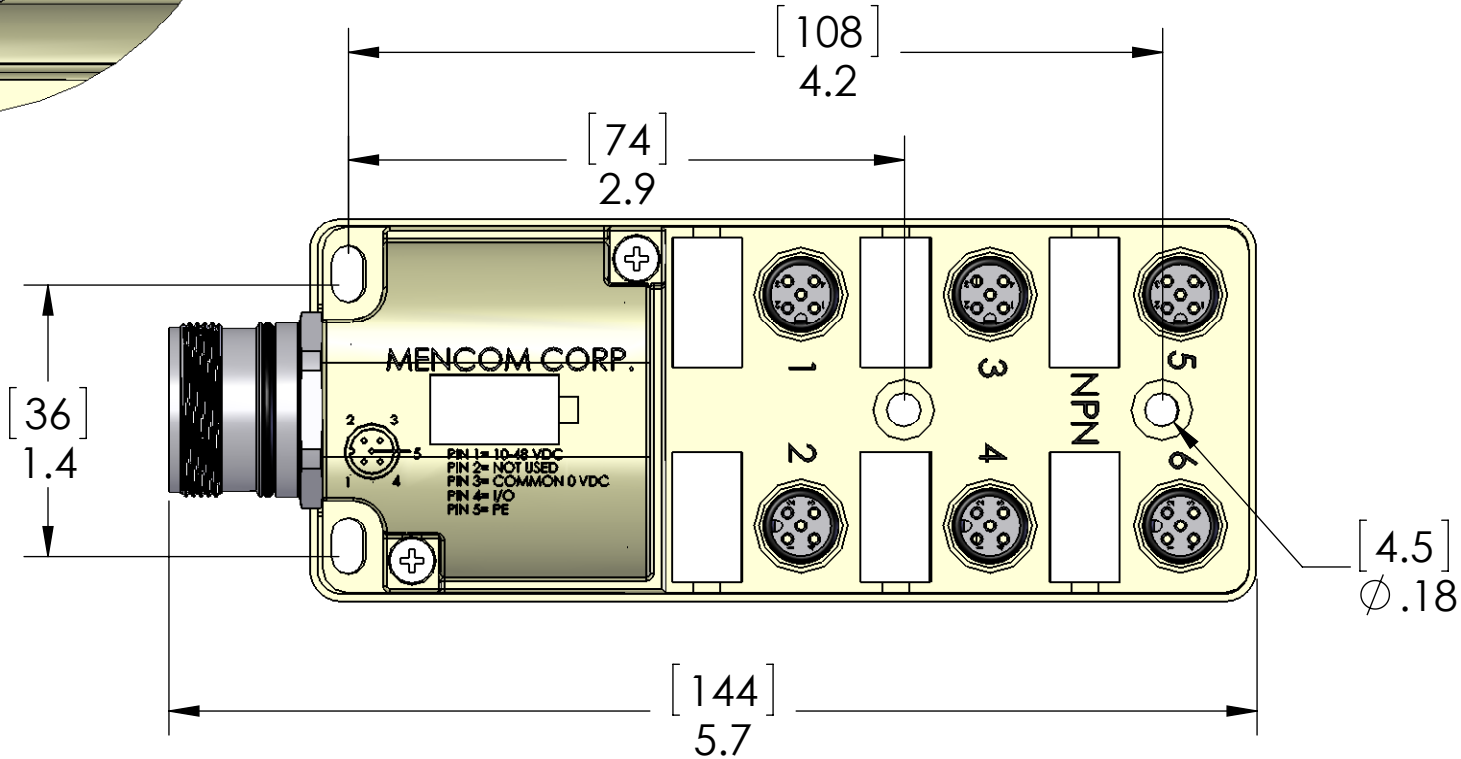
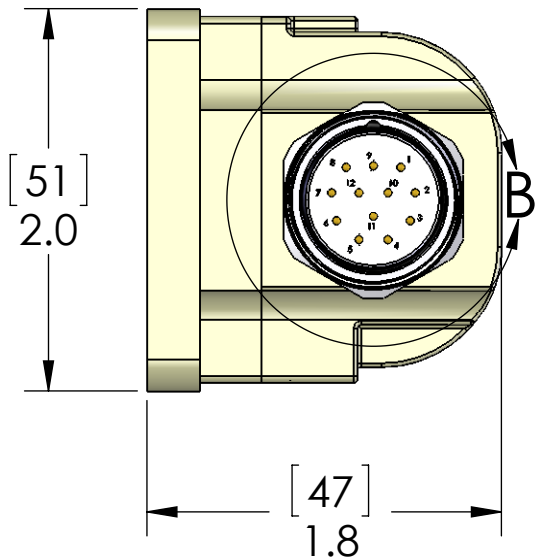


MCV	PORT / PIN	FUNCTION
11	ALL PORTS PIN 1	V +
9 & 10	ALL PORTS PIN 3	V -
12	ALL PORTS PIN 5	GND
1	PORT 1 PIN 4	I / O
2	PORT 2 PIN 4	I / O
3	PORT 3 PIN 4	I / O
4	PORT 4 PIN 4	I / O
5	PORT 5 PIN 4	I / O
6	PORT 6 PIN 4	I / O

REVISIONS			
REV.	DESCRIPTION	DATE	APPROVED
A	REDRAWN IN SW	5/11/2006	



DETAIL B  
SCALE 2 : 1



MATING MCV CABLES ORDERED SEPERATELY:  
P/N: MCV-12FP-FW (FIELD WIREABLE)  
MCV-12FP-ZZ (PRECABLED, ZZ= LENGTH IN METERS)

MATERIALS:	
BODY:	PBT
MARKERS:	POLYAMIDE
INSERTS:	POLYAMIDE
MCV SHELL:	NICKEL PLATED BRASS
CONTACTS:	GOLD PLATED COPPER ALLOY
O-RINGS:	NBR
RATINGS:	
VOLTS:	48VDC MAX
AMPS:	3A PER PORT, 8A PER BLOCK

**PROPRIETARY AND CONFIDENTIAL**  
THE INFORMATION CONTAINED IN THIS DRAWING IS THE SOLE PROPERTY OF MENCOM CORPORATION. ANY REPRODUCTION IN PART OR AS A WHOLE WITHOUT THE WRITTEN PERMISSION OF MENCOM CORPORATION IS PROHIBITED.

		UNLESS OTHERWISE SPECIFIED:	NAME	MENCOM CORPORATION		
		DIMENSIONS ARE IN INCHES AND [MM]	DRAWN	DWM	TITLE:	
			CHECKED			
			ENG APPR.			
			MFG APPR.			
			Q.A.		SIZE   DWG. NO.   REV	
			COMMENTS:			
		MATERIAL	B   JDC-64N-212-V000   A			
		FINISH				
		DO NOT SCALE DRAWING	SCALE: 1:1		WEIGHT:	SHEET 1 OF 1