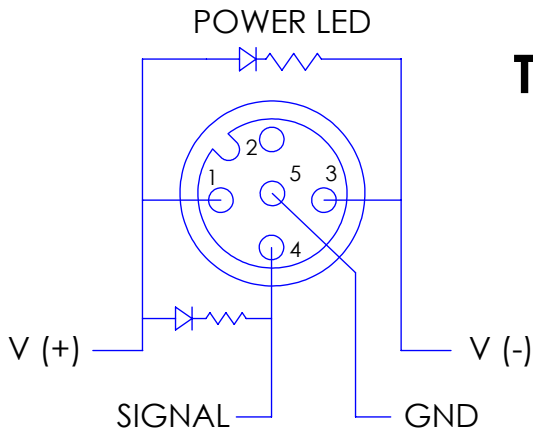
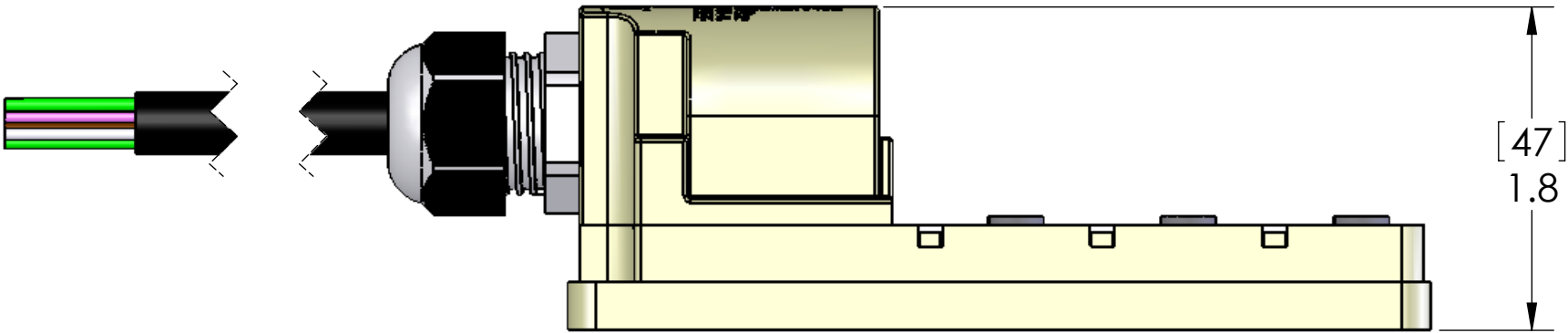
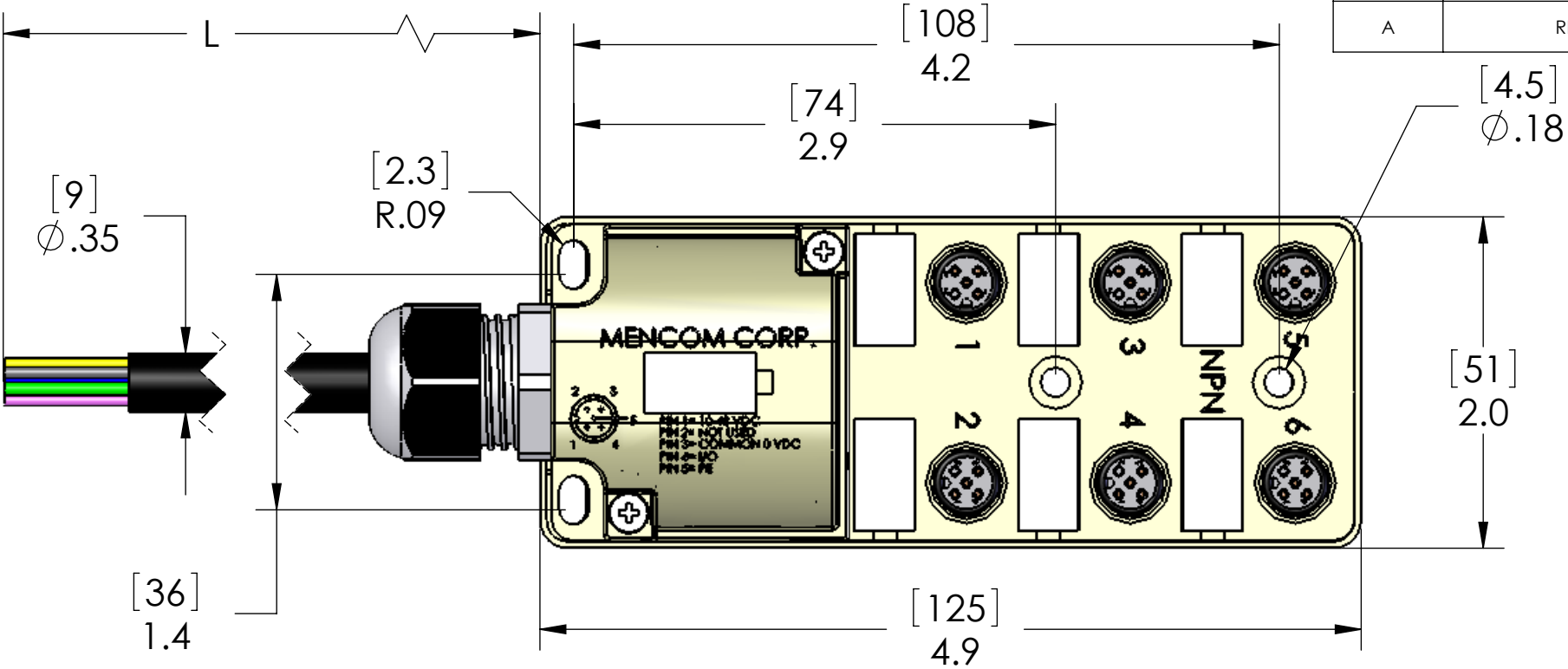


WIRING	
COLOR	FUNCTION
BROWN	V+ (ALL PORTS PIN 1)
BLUE	V- (ALL PORTS PIN 3)
GRN/YEL	GND (ALL PORTS PIN 5)
WHITE	PORT 1 PIN 4
GREEN	PORT 2 PIN 4
YELLOW	PORT 3 PIN 4
GRAY	PORT 4 PIN 4
PINK	PORT 5 PIN 4
RED	PORT 6 PIN 4

REVISIONS			
REV.	DESCRIPTION	DATE	APPROVED
A	REDRAWN IN SW	2/20/2007	



THIS IS A LIGHTED NPN BLOCK

MATERIALS:	
BODY:	PBT
MARKERS:	POLYAMIDE
INSERTS:	POLYAMIDE
GLAND:	POLYAMIDE
CONTACTS:	GOLD PLATED COPPER ALLOY
O-RINGS:	NBR
CABLE:	18 & 22AWG BLACK PUR JKT
RATINGS:	
VOLTS:	48VDC MAX
AMPS:	3A PER PORT, 8A PER BLOCK

PROPRIETARY AND CONFIDENTIAL
THE INFORMATION CONTAINED IN THIS DRAWING IS THE SOLE PROPERTY OF MENCOM CORPORATION. ANY REPRODUCTION IN PART OR AS A WHOLE WITHOUT THE WRITTEN PERMISSION OF MENCOM CORPORATION IS PROHIBITED.

UNLESS OTHERWISE SPECIFIED:		NAME
DIMENSIONS ARE IN INCHES AND [MM]	DRAWN	DWM
	CHECKED	
	ENG APPR.	
	MFG APPR.	
MATERIAL	Q.A.	
	COMMENTS:	
FINISH		
DO NOT SCALE DRAWING		

PART NUMBER	L
JDC-64N-209-C010	39" [1M]
JDC-64N-209-C020	79" [2M]
JDC-64N-209-C030	118" [3M]
JDC-64N-209-C040	157" [4M]
JDC-64N-209-C050	197" [5M]
JDC-64N-209-C060	236" [6M]
JDC-64N-209-C080	315" [8M]
JDC-64N-209-C100	393" [10M]
JDC-64N-209-C150	590" [15M]
JDC-64N-209-C200	790" [20M]

MENCOM CORPORATION

TITLE:		
SIZE	DWG. NO.	REV
B	JDC-64N-209-CZZ	A
SCALE: 1:1	WEIGHT:	SHEET 1 OF 1