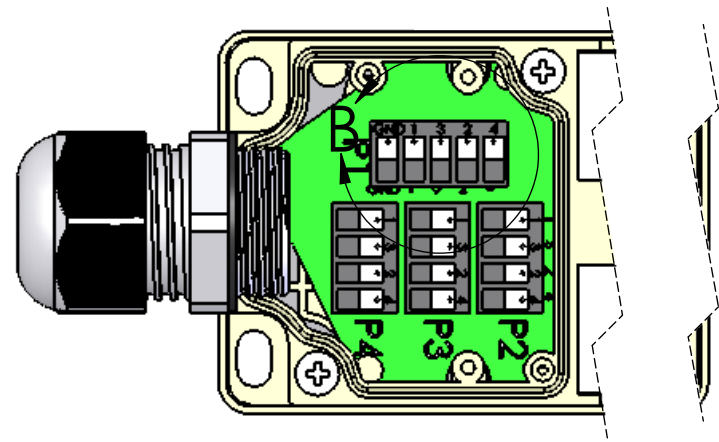


WIRING		
TERMINAL BLOCK	Port #	Pin #
P1-GND	ALL	5
P1-1	1	1
P1-2	1	2
P1-3	1	3
P1-4	1	4
P2-1	2	1
P2-2	2	2
P2-3	2	3
P2-4	2	4
P3-1	3	1
P3-2	3	2
P3-3	3	3
P3-4	3	4
P4-1	4	1
P4-2	4	2
P4-3	4	3
P4-4	4	4

A

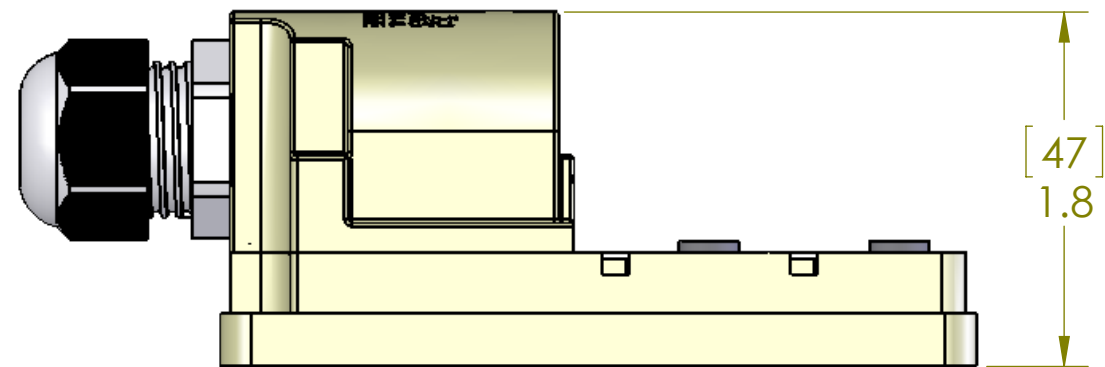
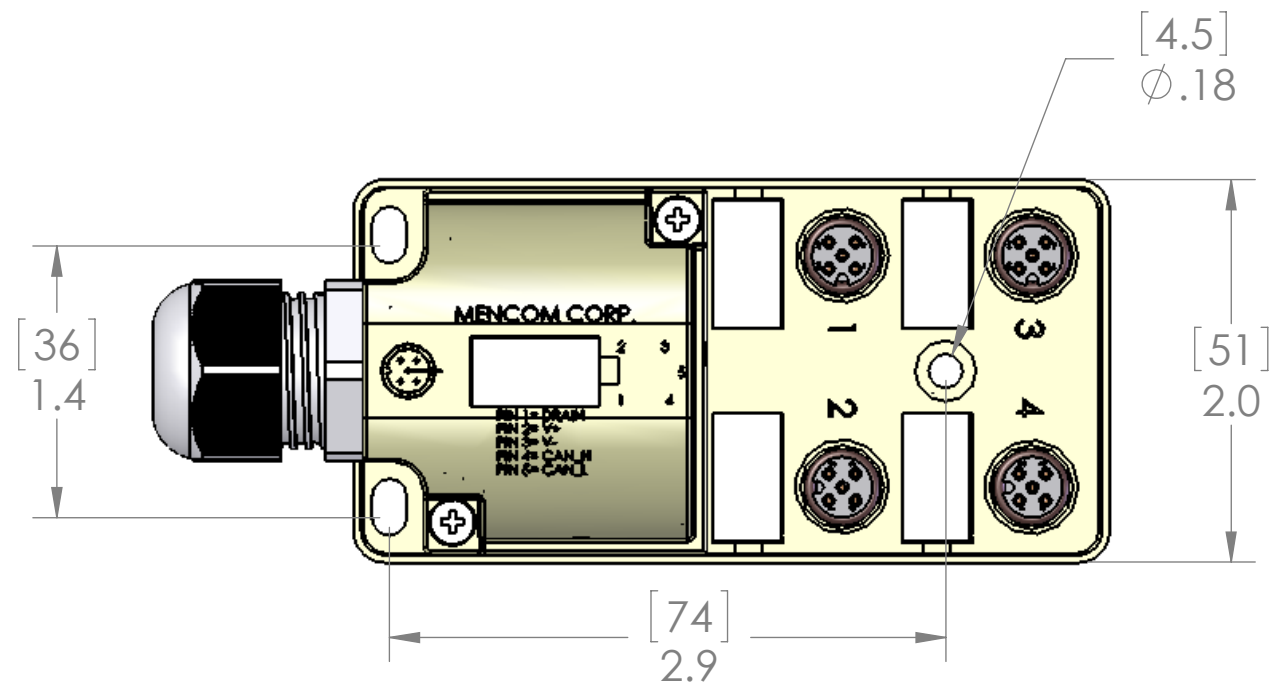
DETAIL B
SCALE 2 : 1



PROPRIETARY AND CONFIDENTIAL

THE INFORMATION CONTAINED IN THIS DRAWING IS THE SOLE PROPERTY OF MENCOM CORPORATION. ANY REPRODUCTION IN PART OR AS A WHOLE WITHOUT THE WRITTEN PERMISSION OF MENCOM CORPORATION IS PROHIBITED.

REVISIONS			
REV.	DESCRIPTION	DATE	APPROVED
A	Released	10/30/2008	
B	UPDATE WIRING TABLE	4/3/2014	JJH



		UNLESS OTHERWISE SPECIFIED:		NAME	MENCOM CORPORATION			
		DIMENSIONS ARE IN INCHES TOLERANCES: FRACTIONAL ± 1/64 ANGULAR: MACH ± 5° BEND ± 5° TWO PLACE DECIMAL ±.01 THREE PLACE DECIMAL ±.004	DRAWN	DWM				
			CHECKED					
			ENG APPR.					
			MFG APPR.					
			Q.A.					
		MATERIAL	COMMENTS:		SIZE	DWG. NO.		REV
		FINISH			B	JDC-4A0-017-F000		B
		DO NOT SCALE DRAWING			SCALE: 1:1		WEIGHT:	