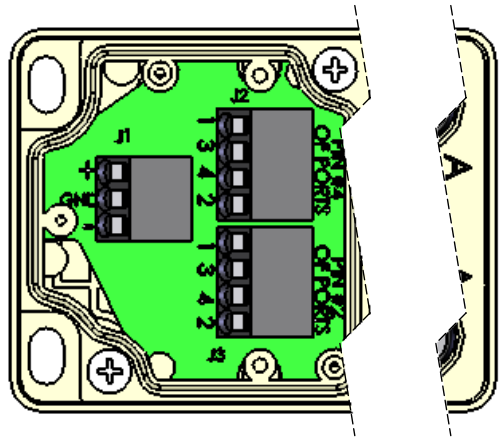
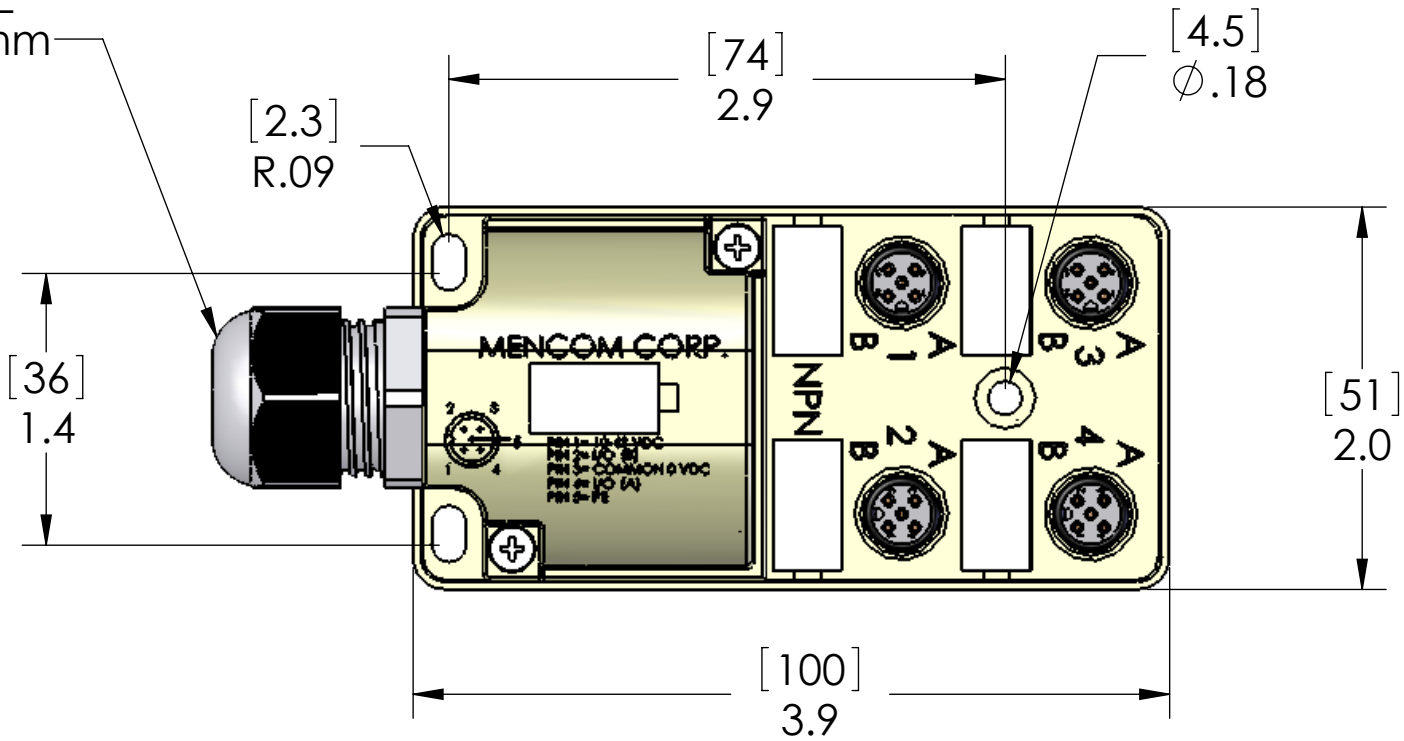


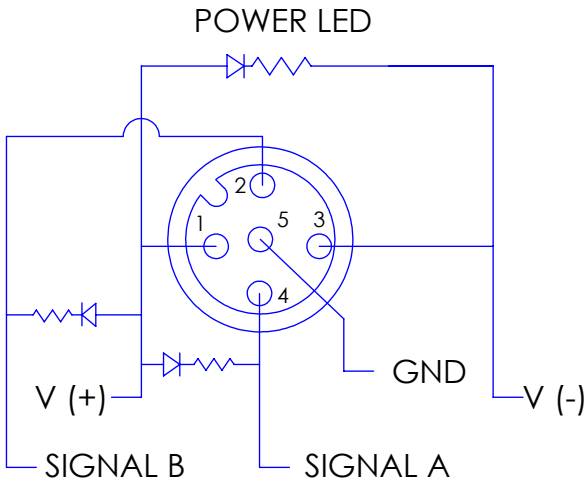
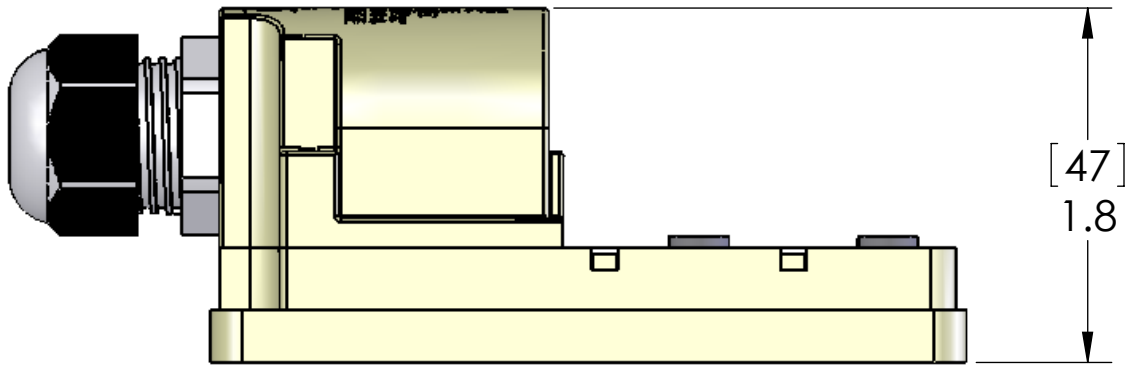
WIRING	
COLOR	FUNCTION
J1 - +	V+ (ALL PORTS PIN 1)
J1 - -	V- (ALL PORTS PIN 3)
J1 - GND	GND (ALL PORTS PIN 5)
J2 - 1	PORT 1 PIN 4
J2 - 2	PORT 2 PIN 4
J2 - 3	PORT 3 PIN 4
J2 - 4	PORT 4 PIN 4
J3 - 1	PORT 1 PIN 2
J3 - 2	PORT 2 PIN 2
J3 - 3	PORT 3 PIN 2
J3 - 4	PORT 4 PIN 2

REVISIONS			
REV.	DESCRIPTION	DATE	APPROVED
A	REDRAWN IN SW	2/20/2007	

ACCEPTABLE CABLE
DIAMETERS: 5 - 13mm



CONNECTIONS MADE
VIA SPRING CLAMP
TERMINAL BLOCKS



THIS IS A LIGHTED NPN BLOCK

MATERIALS:	
BODY:	PBT
MARKERS:	POLYAMIDE
INSERTS:	POLYAMIDE
GLAND:	POLYAMIDE
CONTACTS:	GOLD PLATED COPPER ALLOY
O-RINGS:	NBR
RATINGS:	
VOLTS:	48VDC MAX
AMPS:	3A PER PORT, 8A PER BLOCK

PROPRIETARY AND CONFIDENTIAL
THE INFORMATION CONTAINED IN THIS DRAWING IS THE SOLE PROPERTY OF MENCOM CORPORATION. ANY REPRODUCTION IN PART OR AS A WHOLE WITHOUT THE WRITTEN PERMISSION OF MENCOM CORPORATION IS PROHIBITED.

		UNLESS OTHERWISE SPECIFIED:		NAME	MENCOM CORPORATION		
		DIMENSIONS ARE IN INCHES AND [MM]	DRAWN	DWM	TITLE:		
			CHECKED				
			ENG APPR.				
			MFG APPR.				
			Q.A.				
			COMMENTS:		SIZE	DWG. NO.	REV
		MATERIAL			B	JDC-45N-211-F000	A
		FINISH					
		DO NOT SCALE DRAWING			SCALE: 1:1	WEIGHT:	SHEET 1 OF 1