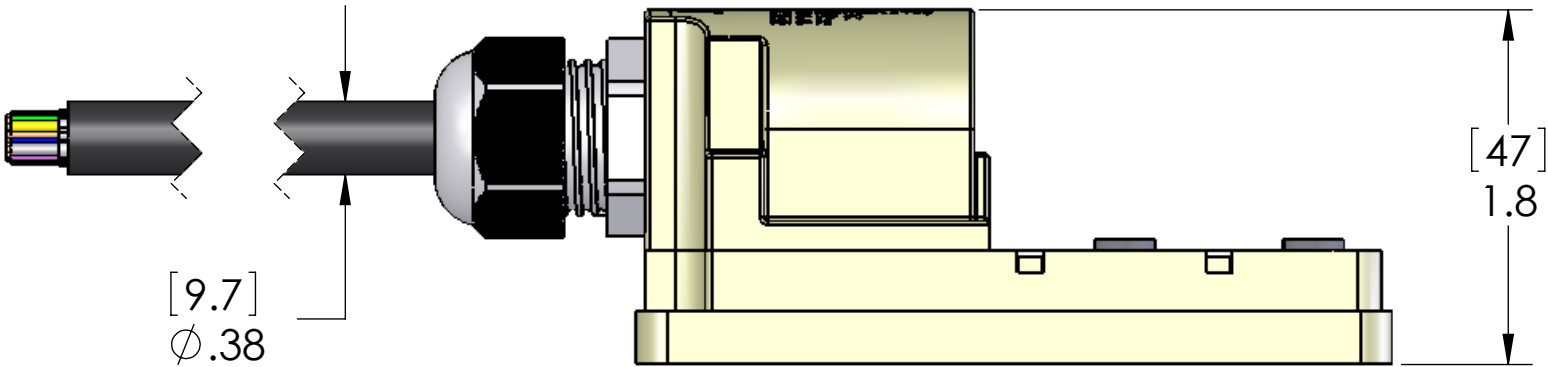
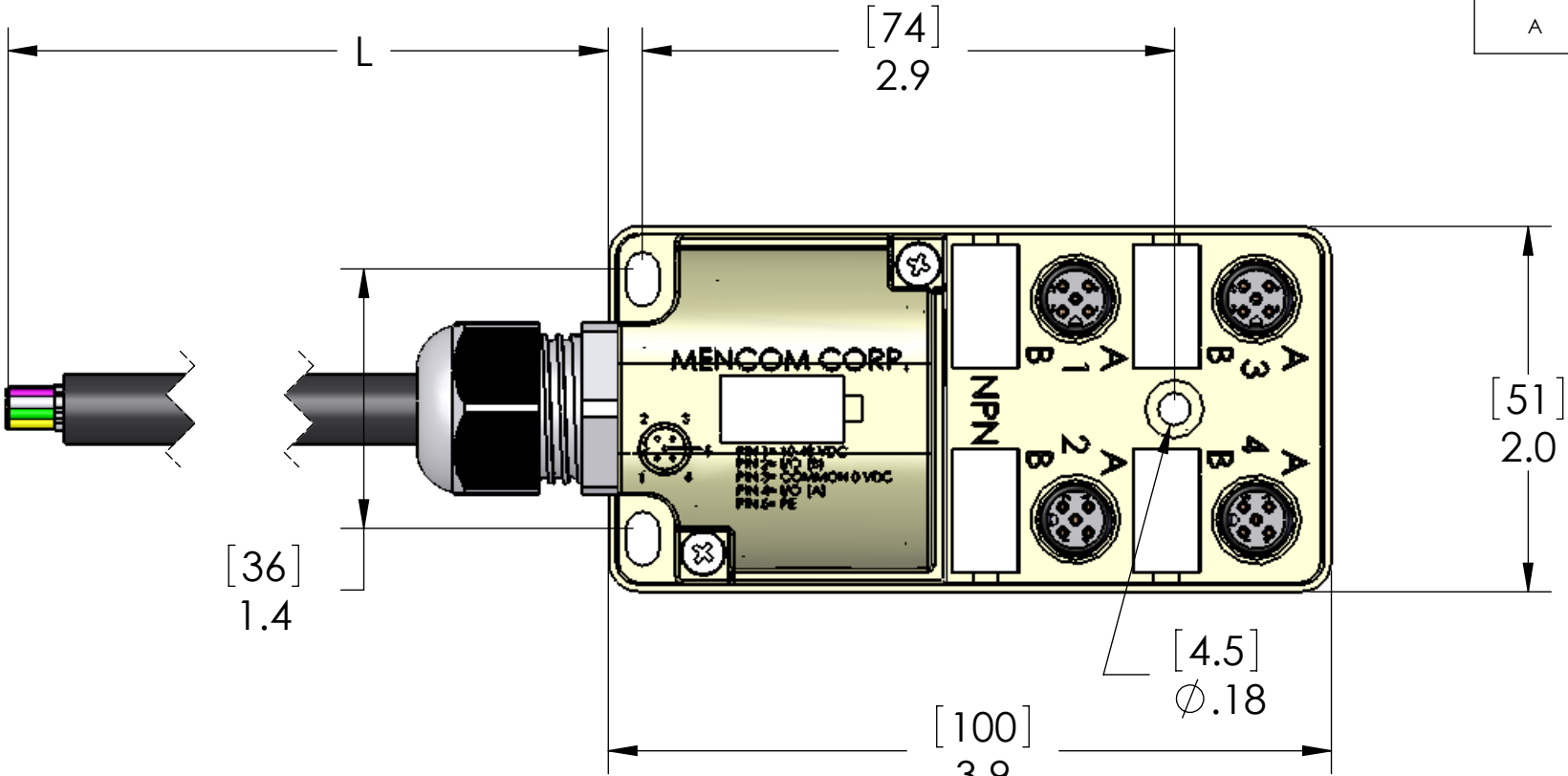


COLOR	FUNCTION
BROWN	V+
BLUE	V-
GRN/YEL	GROUND
PINK	PORT 1 PIN 2
WHITE	PORT 1 PIN 4
RED	PORT 2 PIN 2
GREEN	PORT 2 PIN 4
BLACK	PORT3 PIN 2
YELLOW	PORT 3 PIN 4
VIOLET	PORT 4 PIN 2
GRAY	PORT 4 PIN 4

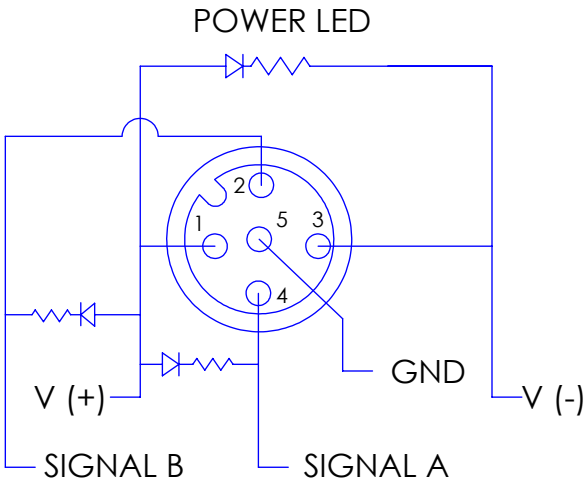
REVISIONS			
REV.	DESCRIPTION	DATE	APPROVED
A	REDRAWN IN SW	5/11/2006	



THIS IS A LIGHTED NPN BLOCK

PART NUMBER	L
JDC-45N-211-C010	39" [1M]
JDC-45N-211-C020	79" [2M]
JDC-45N-211-C030	118" [3M]
JDC-45N-211-C040	157" [4M]
JDC-45N-211-C050	197" [5M]
JDC-45N-211-C060	236" [6M]
JDC-45N-211-C080	315" [8M]
JDC-45N-211-C100	393" [10M]
JDC-45N-211-C150	590" [15M]
JDC-45N-211-C200	790" [20M]

MATERIALS:	
BODY:	PBT
MARKERS:	POLYAMIDE
INSERTS:	POLYAMIDE
GLAND:	POLYAMIDE
CONTACTS:	GOLD PLATED COPPER ALLOY
O-RINGS:	NBR
CABLE:	18/3, 22/8 BLACK PUR JKT
RATINGS:	
VOLTS:	48VDC MAX
AMPS:	3A PER PORT, 8A PER BLOCK



PROPRIETARY AND CONFIDENTIAL
THE INFORMATION CONTAINED IN THIS DRAWING IS THE SOLE PROPERTY OF MENCOM CORPORATION. ANY REPRODUCTION IN PART OR AS A WHOLE WITHOUT THE WRITTEN PERMISSION OF MENCOM CORPORATION IS PROHIBITED.

UNLESS OTHERWISE SPECIFIED:		NAME	MENCOM CORPORATION	
DIMENSIONS ARE IN INCHES AND [MM]		DWM		
		DRAWN		
		CHECKED		
		ENG APPR.		
		MFG APPR.		
		Q.A.		
		COMMENTS:		
MATERIAL		SIZE	DWG. NO.	REV
FINISH		B	JDC-45N-211-CZZ	A
DO NOT SCALE DRAWING		SCALE: 1:1	WEIGHT:	SHEET 1 OF 1