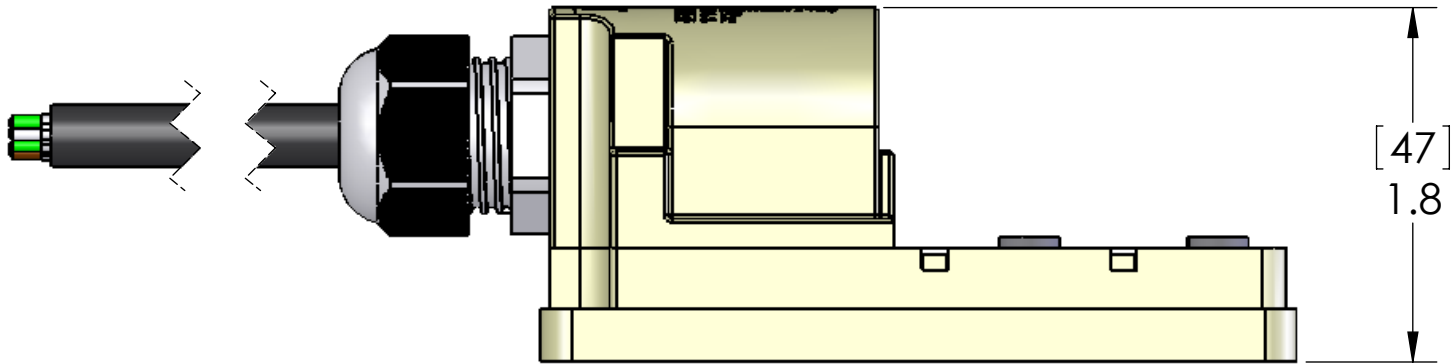
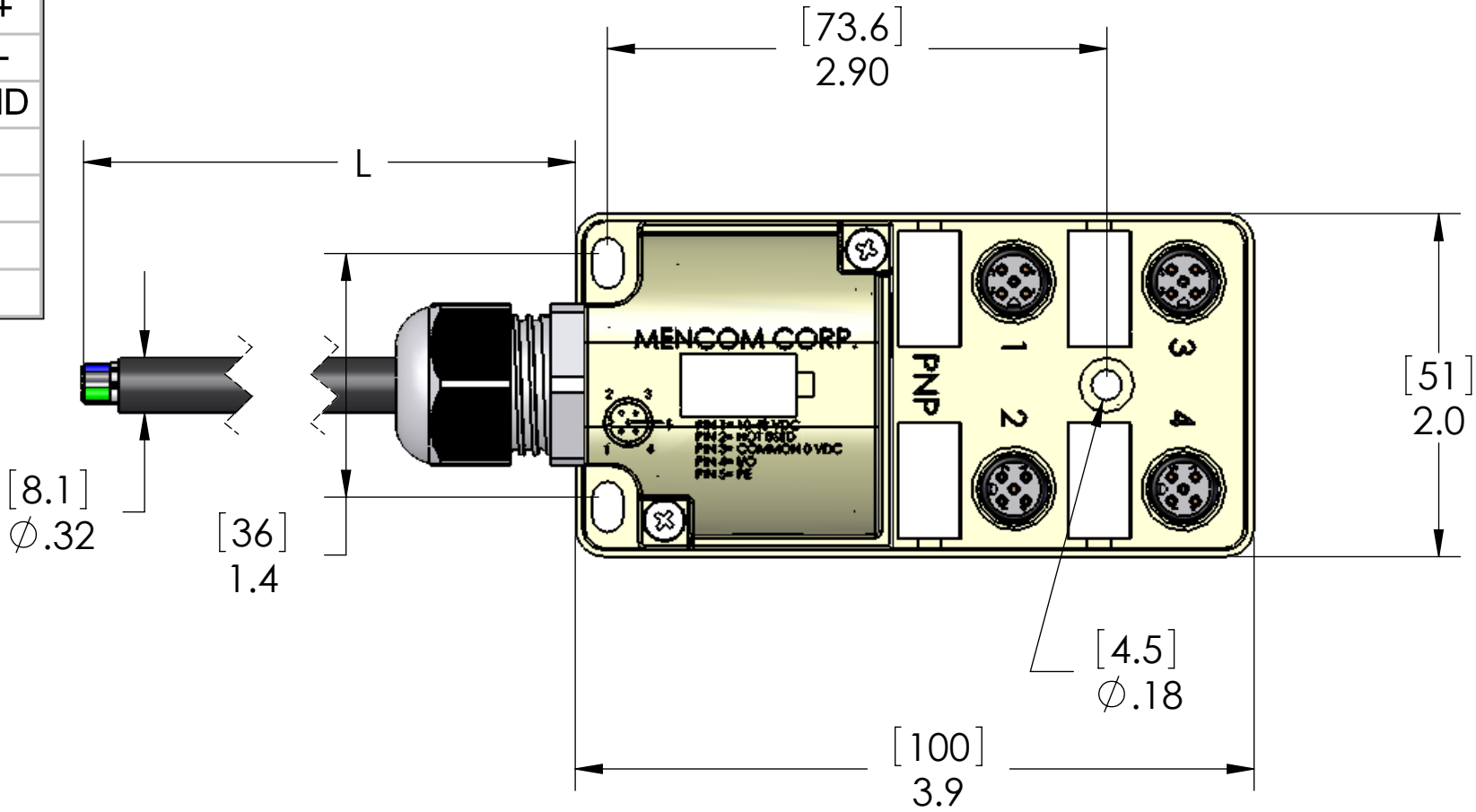


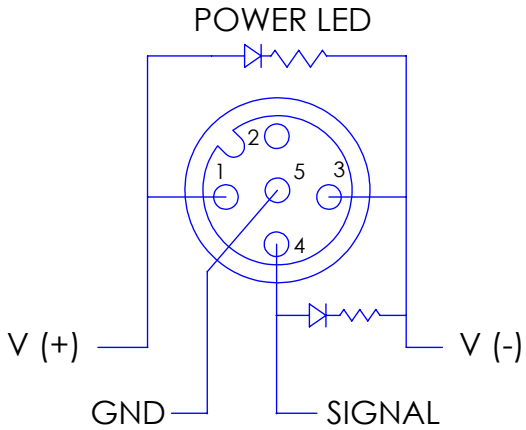
COLOR	FUNCTION
BROWN	ALL PORTS PIN 1 - V+
BLUE	ALL PORTS PIN 3 - V-
GRN/YEL	ALL PORTS PIN 5 - GND
WHITE	PORT 1 PIN 4
GREEN	PORT 2 PIN 4
YELLOW	PORT 3 PIN 4
GRAY	PORT 4 PIN 4

REVISIONS			
REV.	DESCRIPTION	DATE	APPROVED
A	REDRAWN IN SW	5/11/2006	



PART NUMBER	L
JDC-44P-207-C010	39" [1M]
JDC-44P-207-C020	79" [2M]
JDC-44P-207-C030	118" [3M]
JDC-44P-207-C040	157" [4M]
JDC-44P-207-C050	197" [5M]
JDC-44P-207-C060	236" [6M]
JDC-44P-207-C080	315" [8M]
JDC-44P-207-C100	393" [10M]
JDC-44P-207-C150	590" [15M]
JDC-44P-207-C200	790" [20M]

MATERIALS:	
BODY:	PBT
MARKERS:	POLYAMIDE
INSERTS:	POLYAMIDE
GLAND:	POLYAMIDE
CONTACTS:	GOLD PLATED COPPER ALLOY
O-RINGS:	NBR
CABLE:	18/3, 22/4 BLACK PUR JKT
RATINGS:	
VOLTS:	48VDC MAX
AMPS:	3A PER PORT, 8A PER BLOCK



THIS IS A LIGHTED PNP BLOCK

PROPRIETARY AND CONFIDENTIAL  
THE INFORMATION CONTAINED IN THIS DRAWING IS THE SOLE PROPERTY OF MENCOM CORPORATION. ANY REPRODUCTION IN PART OR AS A WHOLE WITHOUT THE WRITTEN PERMISSION OF MENCOM CORPORATION IS PROHIBITED.

		UNLESS OTHERWISE SPECIFIED:		NAME
		DIMENSIONS ARE IN INCHES AND [MM]	DRAWN	DWM
			CHECKED	
			ENG APPR.	
			MFG APPR.	
			Q.A.	
			COMMENTS:	
		MATERIAL		
		FINISH		
		DO NOT SCALE DRAWING		