

| WIRING                |         |
|-----------------------|---------|
| FUNCTION              | MIN PIN |
| V+ (ALL PORTS PIN 1)  | 10      |
| V- (ALL PORTS PIN 3)  | 11      |
| GND (ALL PORTS PIN 5) | 9       |
| PORT 1 PIN 4          | 1       |
| PORT 2 PIN 4          | 2       |
| PORT 3 PIN 4          | 3       |
| PORT 4 PIN 4          | 4       |

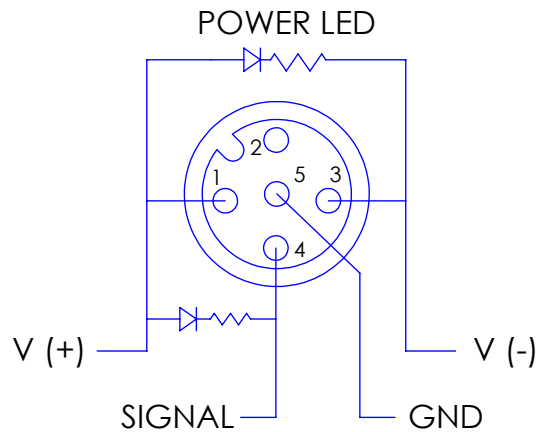
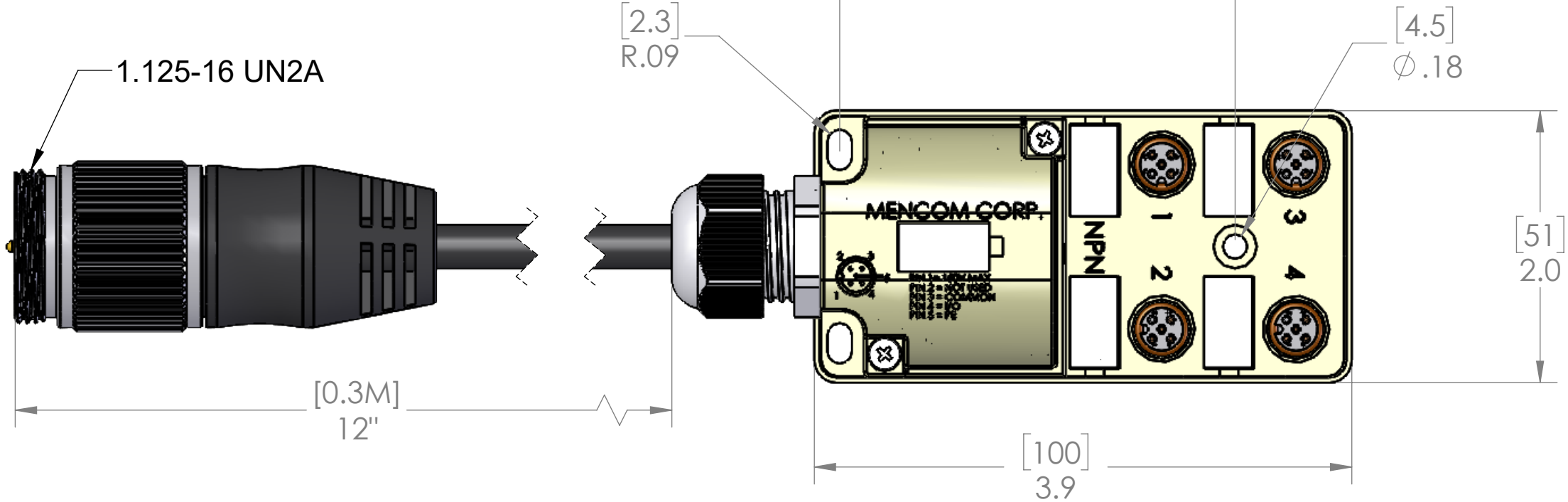
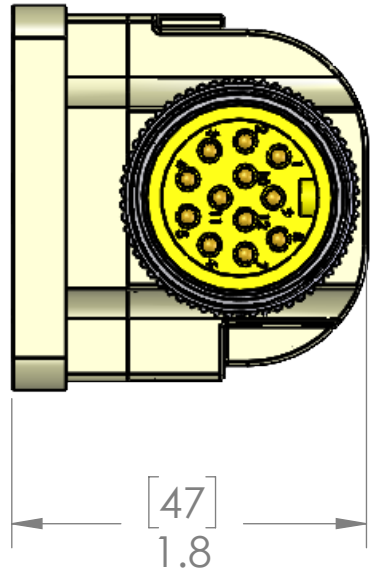
D

C

B

A

|             |                           |
|-------------|---------------------------|
| MATERIALS:  |                           |
| CABLE ASSY: |                           |
| SHELL:      | NICKEL PLATED BRASS       |
| INSERT:     | YELLOW PVC                |
| CABLE:      | 18/3, 22/16 BLACK PUR     |
| CONTACTS:   | GOLD PLATED COPPER ALLOY  |
| BLOCK:      |                           |
| BODY:       | PBT                       |
| MARKERS:    | POLYAMIDE                 |
| SHELLS:     | NICKEL PLATED BRASS       |
| INSERTS:    | POLYAMIDE                 |
| CONTACTS:   | GOLD PLATED COPPER ALLOY  |
| O-RINGS:    | FPM                       |
| RATINGS:    |                           |
| VOLTS:      | 48VDC MAX                 |
| AMPS:       | 3A PER PORT, 8A PER BLOCK |



**PROPRIETARY AND CONFIDENTIAL**  
THE INFORMATION CONTAINED IN THIS DRAWING IS THE SOLE PROPERTY OF MENCOM CORPORATION. ANY REPRODUCTION IN PART OR AS A WHOLE WITHOUT THE WRITTEN PERMISSION OF MENCOM CORPORATION IS PROHIBITED.

|  |            |            |
|--|------------|------------|
| UNLESS OTHERWISE SPECIFIED:<br><br>DIMENSIONS ARE IN INCHES AND [MM] | DRAWN BY   | JJH        |
|  | DRAWN DATE | 01/26/2024 |
|  | CHECKED BY | ADM        |
|  | CHECK DATE | 06/12/2017 |
| MATERIAL   | COMMENTS:  |            |
| FINISH   |            |            |
| DO NOT SCALE DRAWING   |            |            |

|                    |                  |              |
|--------------------|------------------|--------------|
| MENCOM CORPORATION |                  |              |
| TITLE:             |                  |              |
| SIZE               | DWG. NO.         | REV          |
| <b>B</b>           | JDC-44N-212-M003 | <b>A</b>     |
| SCALE: 1:1         | WEIGHT:          | SHEET 1 OF 1 |