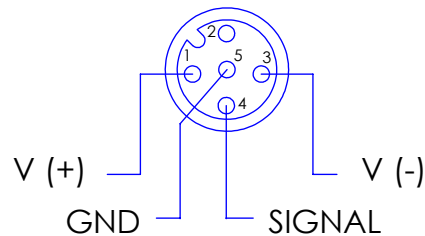
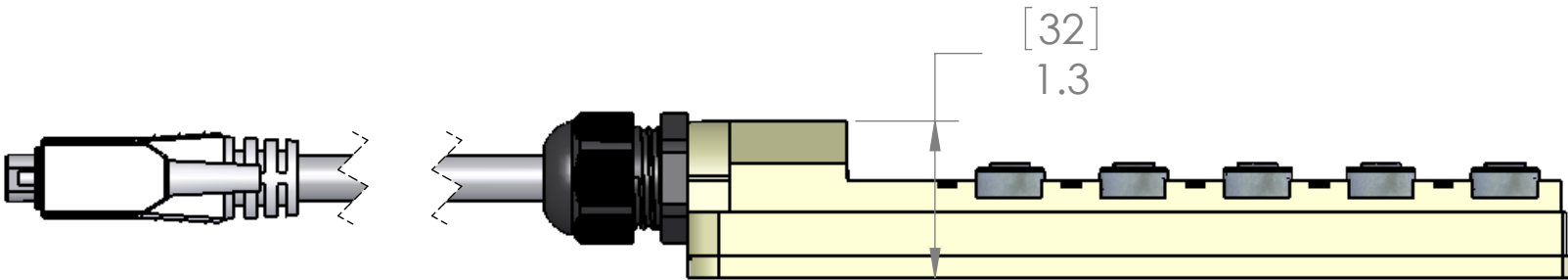

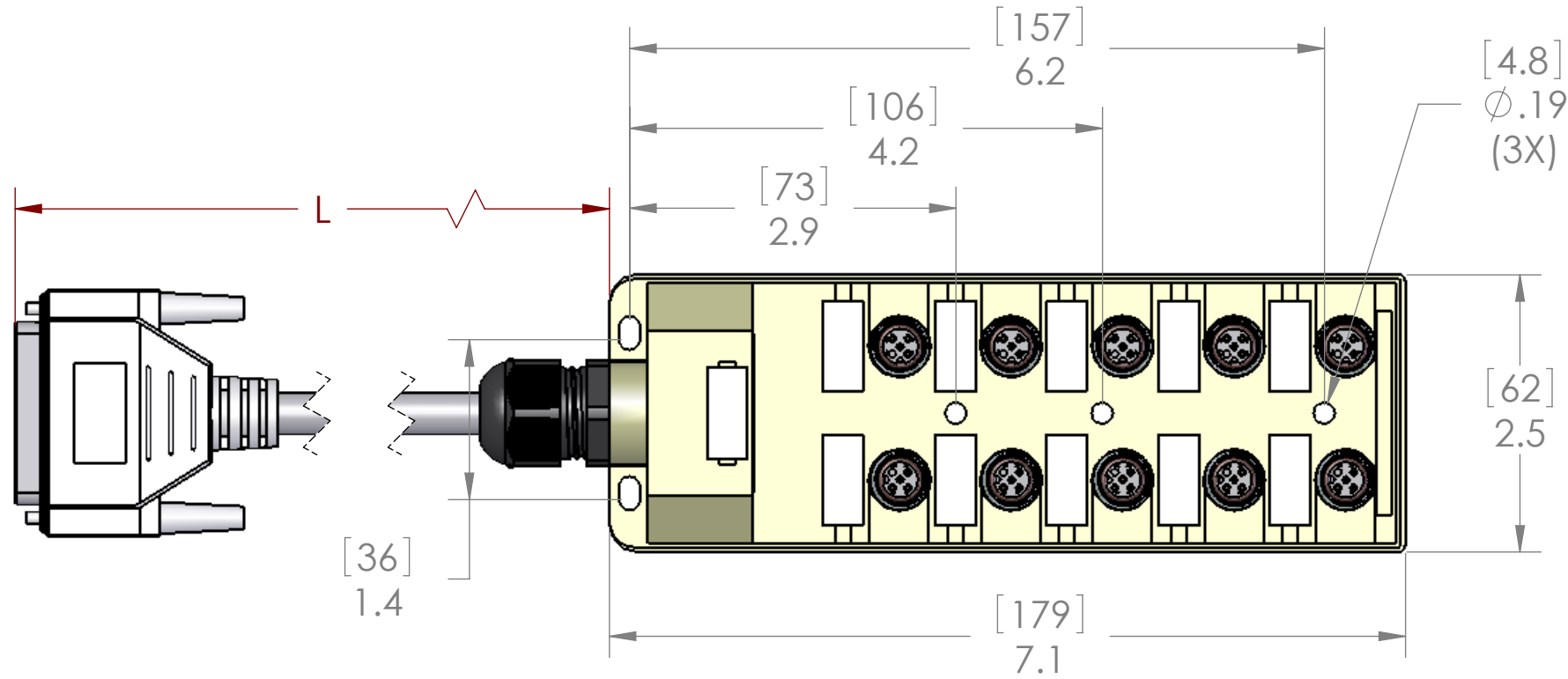


DB25 PIN #	PORT/PIN
22 & 23	All Ports Pin 1 / V+
DRAIN WIRE	All Ports Pin 5 / GND
24 & 25	All Ports Pin 3 / V-
1	Port 1 / Pin 4
2	Port 2 / Pin 4
3	Port 3 / Pin 4
4	Port 4 / Pin 4
5	Port 5 / Pin 4
6	Port 6 / Pin 4
7	Port 7 / Pin 4
8	Port 8 / Pin 4
9	Port 9 / Pin 4
10	Port 10 / Pin 4

REVISIONS			
REV.	DESCRIPTION	DATE	APPROVED
A	REDRAWN IN SW	4/30/2014	RSC



MATERIALS:	
BODY:	POLYPROPYLENE
MARKERS:	POLYAMIDE
SHELLS:	NICKEL PLATED BRASS
INSERTS:	POLYAMIDE
CONTACTS:	GOLD PLATED COPPER ALLOY
O-RINGS:	FPM
D-SUB BODY:	PVC
CABLE:	20/4, 24/21 GRAY PVC JACKET
RATINGS:	
VOLTS:	150V MAX
AMPS:	3A PER PORT, 8A PER BLOCK

PROPRIETARY AND CONFIDENTIAL
THE INFORMATION CONTAINED IN THIS DRAWING IS THE SOLE PROPERTY OF MENCOM CORPORATION. ANY REPRODUCTION IN PART OR AS A WHOLE WITHOUT THE WRITTEN PERMISSION OF MENCOM CORPORATION IS PROHIBITED.

UNLESS OTHERWISE SPECIFIED:		NAME
DIMENSIONS ARE IN INCHES AND [MM]		BEM
		DRAWN
		CHECKED
		ENG APPR.
		MFG APPR.
		Q.A.
		COMMENTS:
MATERIAL		
FINISH		
DO NOT SCALE DRAWING		

TABLE A	
P/N	L
JDC-040-025-D010	40" [1m]
JDC-040-025-D020	79" [2m]
JDC-040-025-D030	118" [3m]
JDC-040-025-D040	157" [4m]
JDC-040-025-D050	197" [5m]
JDC-040-025-D060	236" [6m]
JDC-040-025-D100	393" [10m]

MENCOM CORPORATION

TITLE:
10 PRT JDC NO LITE TO DB25

SIZE	DWG. NO.	REV
B	JDC-040-025-DZZ	A
SCALE: 2:3	WEIGHT:	SHEET 1 OF 1