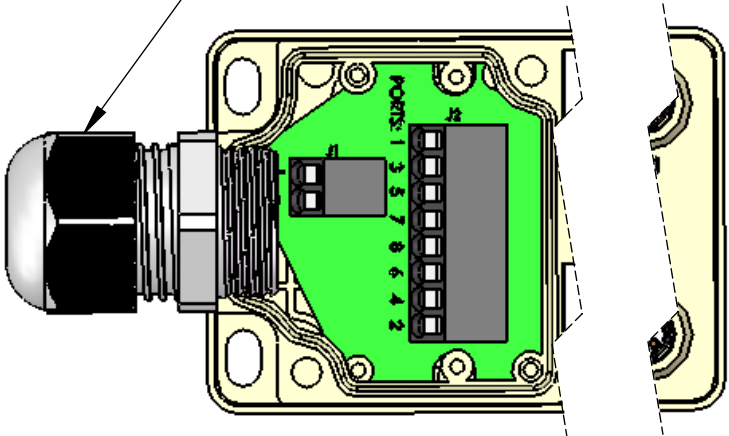


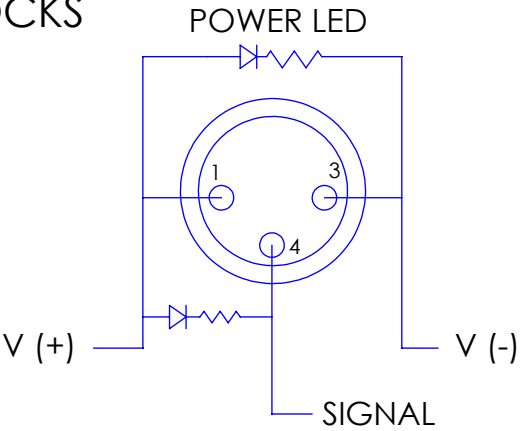
WIRING	
COLOR	FUNCTION
J1 - +	V+ (ALL PORTS PIN 1)
J1 - -	V- (ALL PORTS PIN 3)
J2 - 1	PORT 1 / PIN 4
J2 - 2	PORT 2 / PIN 4
J2 - 3	PORT 3 / PIN 4
J2 - 4	PORT 4 / PIN 4
J2 - 5	PORT 5 / PIN 4
J2 - 6	PORT 6 / PIN 4
J2 - 7	PORT 7 / PIN 4
J2 - 8	PORT 8 / PIN 4

REVISIONS			
REV.	DESCRIPTION	DATE	APPROVED
A	REDRAWN IN SW	2/20/2007	

ACCEPTABLE CABLE  
DIAMETERS: 5 - 13mm

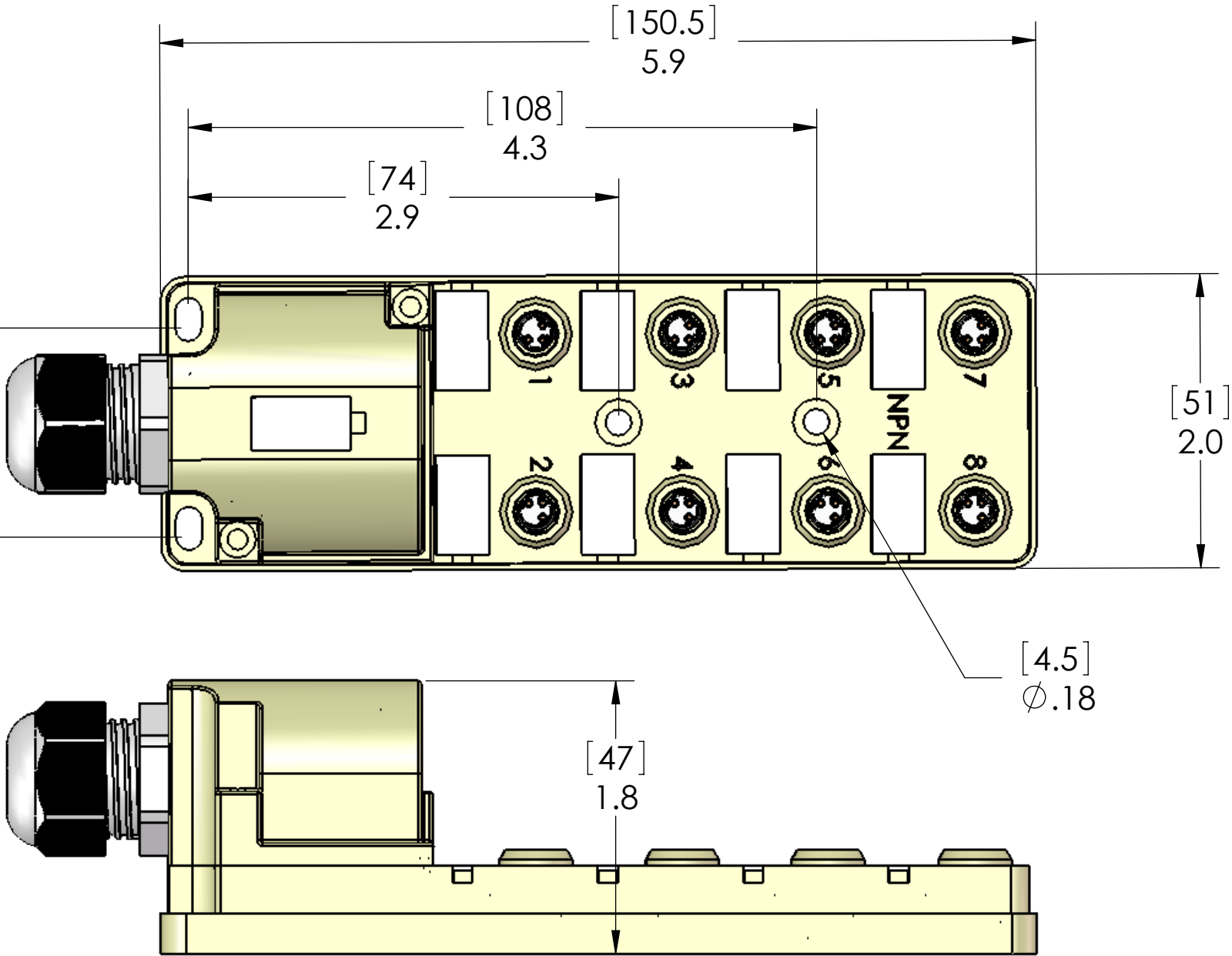


CONNECTIONS MADE  
VIA SPRING CLAMP  
TERMINAL BLOCKS



MATERIALS:	
BODY:	PBT
MARKERS:	POLYAMIDE
INSERTS:	POLYAMIDE
GLAND:	POLYAMIDE
CONTACTS:	GOLD PLATED COPPER ALLOY
O-RINGS:	NBR
RATINGS:	
VOLTS:	48VDC MAX
AMPS:	3A PER PORT, 8A PER BLOCK

**PROPRIETARY AND CONFIDENTIAL**  
THE INFORMATION CONTAINED IN THIS  
DRAWING IS THE SOLE PROPERTY OF  
MENCOM CORPORATION. ANY  
REPRODUCTION IN PART OR AS A WHOLE  
WITHOUT THE WRITTEN PERMISSION OF  
MENCOM CORPORATION IS  
PROHIBITED.



**THIS IS AN NPN BLOCK**

		UNLESS OTHERWISE SPECIFIED:		NAME	MENCOM CORPORATION		
		DIMENSIONS ARE IN INCHES AND [MM]	DRAWN	DWM	TITLE:		
			CHECKED				
			ENG APPR.				
			MFG APPR.				
			Q.A.				
		MATERIAL	COMMENTS:		SIZE	DWG. NO.	REV
		FINISH			<b>B</b>	JAN-83N-210-F000	<b>A</b>
		DO NOT SCALE DRAWING			SCALE: 1:1	WEIGHT:	SHEET 1 OF 1

REV  
**A**